



ARKANSAS RAZORBACKS

1 National Championship » 6 Final Four Appearances » 10 Sweet 16 Appearances » 31 NCAA Tournament Bids

» 2016-17 SCHEDULE »

Overall: 3-1 | SEC: 0-0 | H: 3-0 | A: 0-1 | N: 0-0

NOVEMBER (3-1)		W/L	SCORE
11	Fort Wayne	SEC Network +	W 92-83
14	Southern Illinois	SEC Network +	W 90-65
18	UT Arlington	SEC Network +	W 71-67
22	at Minnesota	ESPN3	L 85-71
28	Mount St. Mary's	SEC Network +	7 p.m.

DECEMBER (0-0)

1	Stephen F. Austin	SEC Network	8 p.m.
3	Austin Peay	SEC Network +	7 p.m.
6	Houston	SEC Network	6 p.m.
10	North Florida	SEC Network	4:30 p.m.
17	Texas*	ESPNU	1:30 p.m.
20	North Dakota St.	SEC Network	6 p.m.
22	Sam Houston St.#		7 p.m.
29	Florida*	SEC Network	6 p.m.

JANUARY (0-0)

3	at Tennessee*	SEC Network	5:30 p.m.
7	at Kentucky*	SEC Network	7:30 p.m.
10	Mississippi State*	SEC Network	8 p.m.
14	Missouri*	SEC Network	5 p.m.
17	at Texas A&M*	SEC Network	6 p.m.
21	LSU*	SEC Network	7:30 p.m.
24	at Vanderbilt*	SEC Network	7:30 p.m.
28	at Oklahoma St.%	ESPNU	3 p.m.

FEBRUARY (0-0)

1	Alabama*	SEC Network	6 p.m.
4	at Missouri*	SEC Network	5 p.m.
7	Vanderbilt*	SEC Network	7:30 p.m.
11	at LSU*	SEC Network	7:30 p.m.
15	at South Carolina*	SEC Network	5:30 p.m.
18	Ole Miss*	SEC Network	5 p.m.
22	Texas A&M*	SEC Network	7:30 p.m.
25	at Auburn*	SEC Network	7:30 p.m.

MARCH (0-0)

1	at Florida*	ESPN2	6 p.m.
4	Georgia*	ESPN/2	1 p.m.
8-12 SEC Tournament		Nashville, Tenn.	

All times Central and subject to change

+ Exhibition Game

at Verizon Arena (North Little Rock, Ark.)

^ Lone Star Shootout (Houston, Texas)

% Big12/SEC Challenge

* SEC Game

» THE MATCHUP »

ARKANSAS RAZORBACKS (3-1)

Head Coach: Mike Anderson (Tulsa '82)

Record at Arkansas: 105-65 (6th Season)

Overall Record: 305-163 (15th Season)



VS

MOUNT ST. MARY'S MOUNTAINEERS (1-6)

Head Coach: Jamion Christian (Mount St. Mary's '04)

Record at Mount St. Mary's: 64-71 (5th Season)

Overall Record: 64-71 (5th Season)



» #FASTEST40 FACTS »

• A win over Mount St. Mary's would give the Razorbacks a 4-1 start for the 10th time in the last 14 years.

• Arkansas is 49-1 (.980) against unranked non-conference opponents in Bud Walton Arena under head coach Mike Anderson. The only loss came on Nov. 18, 2015 against Akron.

• Arkansas continues a stretch of playing eight of its first nine games at home, while the visiting Mountaineers are playing their eighth consecutive road game to open the year.

• Arkansas has outscored all four of its opponents in fast break points and holds a commanding 57-14 edge in the transition game.

• Despite making just one 3-pointer against Minnesota, Arkansas still ranks second in the league in 3-point field goal percentage at .403, sinking 25 of 62 attempts.

• The Razorbacks have made at least one 3-pointer in 910 consecutive games dating back to Jan. 7, 1989 against Texas.

• Moses Kingsley is second in the country with 4.8 blocks per game. He is one of 10 players in the nation with three-plus blocks in four games this year.

• With 19 total blocks this season, Moses Kingsley has more blocks than 220 of the 351 Division I college basketball teams in the nation.

• Daryl Macon leads the SEC at 2.3 steals per game with nine takeaways through the first four contests. His four steals in the season opener are tied for the most in a game this year among SEC players.

» GAMEDAY INFORMATION »

DATE: Monday, Nov. 28, 2016 | 7 p.m. CT

LOCATION: Bud Walton Arena

TV: SEC Network Plus | WatchESPN

TALENT: Alex Perlman (PXP), Simeon Hinsey (Analyst)

RADIO: Razorback/IMG Sports Network

TALENT: Chuck Barrett (PXP), Matt Zimmerman (Analyst)

STATS: ArkansasRazorbacks.com | StatBroadcast

SERIES RECORD: First Meeting

NEXT UP: Stephen F. Austin - Thursday, Dec. 1 at 8 p.m.

» PRESEASON HONORS »

Moses Kingsley

- Preseason SEC Player of the Year (Media)
- Preseason first team All-SEC (Coaches)
- Wooden Award Watch List
- Naismith Trophy Watch List
- Kareem Abdul-Jabbar Award Watch List
- Lute Olson Award Watch List
- Ranked No. 6 big man in the country by NBC Sports
- Ranked No. 21 player in the nation by NBC Sports
- Ranked No. 18 player in the nation by CBS Sports

Dusty Hannahs

- Preseason second team All-SEC (Coaches)
- Jerry West Award Watch List
- Ranked No. 97 player in the nation by CBS Sports

Jaylen Barford

- One of 15 Impact JUCO Transfers by Jon Rothstein

Daryl Macon

- One of 15 Impact JUCO Transfers by Jon Rothstein



Watch List Note

• Arkansas is one of seven programs in the country to put players on watch lists for the Jerry West Award as the top shooting guard in the country and the Kareem Abdul-Jabbar Award as the nation's top center.

» HOW THEY COMPARE » BY THE NUMBERS »

	81.0	.465	.403	37.5	15.3	6.5	8.8	75.0	.406	.400	+1.8	1.0
	^	^	^	^	^	^	^	^	^	^	^	^
	POINTS	FG%	3FG%	BOARDS	ASSISTS	BLOCKS	STEALS	SCORING DEFENSE	FG% DEFENSE	3FG% DEFENSE	REBOUND MARGIN	AST-TO RATIO
	61.3	.380	.355	28.4	8.7	3.4	5.9	76.1	.489	.323	-14.4	0.6

#FASTEST40



NUMERICAL ROSTER »

No.	Name	Pos.	Ht.	Wt.	Yr.	Hometown/High School/Last School
0	Jaylen Barford	G	6-3	202	Jr.	Jackson, Tenn. / Motlow State CC
1	Trey Thompson	F	6-9	265	Jr.	Madison, Ark. / Forrest City HS
2	Adrio Bailey	F	6-6	204	Fr.	Campti, La. / Lakeview HS
3	Dusty Hannahs	G	6-3	203	Sr.	Little Rock, Ark. / Pulaski Academy / Texas Tech
4	Daryl Macon	G	6-3	185	Jr.	Little Rock, Ark. / Parkview HS / Holmes CC
5	Arlando Cook	F	6-8	215	Jr.	St. Louis, Mo. / Madison Prep / Connors State College
11	RJ Glasper	G	5-10	168	Fr.	Forrest City, Ark. / Forrest City HS
12	Brachen Hazen	F	6-8	195	Fr.	Fort Wayne, Ind. / Columbia City HS
13	Dustin Thomas	F	6-8	225	R-Jr.	Texarkana, Texas / Pleasant Grove HS / Colorado
15	Jonathan Holmes	G	Fr.	5-10	190	Columbia, Ill./Columbia HS
21	Manuale Watkins	G	6-3	222	Sr.	Fayetteville, Ark./Fayetteville HS
23	C.J. Jones	G	6-5	175	Fr.	Birmingham, Ala. / Central Park Christian
31	Anton Beard	G	6-0	198	Jr.	N. Little Rock, Ark./North Little Rock HS
33	Moses Kingsley	F	6-10	230	Sr.	Abuja, Nigeria/Huntington Prep (W. Va.)

COACHING STAFF »

Title	Name	Experience	Alma Mater
Head Coach	Mike Anderson	6th Year	Tulsa, '82
Associate Head Coach	Melvin Watkins	6th Year	Charlotte, '77
Assistant Coach	TJ Cleveland	6th Year	Arkansas, '02
Assistant Coach	Scotty Thurman	1st Year	Philander-Smith, '03
Director of Operations	Matt Zimmerman	6th Year	Arkansas, '90
Director of S-A Development	Jeff Daniels	6th Year	Montevallo, '82
Video Coordinator	Will Bartlett	6th Year	Missouri, '09
Special Assistant to the HC	Lee Mayberry	3rd Year	Arkansas, '15
Graduate Assistant	Kikko Haydar	2nd Year	Arkansas, '14
Graduate Assistant	Riley Hall	2nd Year	Arkansas, '16
Athletic Trainer	Dave England	33rd Year	Arkansas, '80



Jaylen Barford
Jr. | G | 6-3 | 202



Trey Thompson
Jr. | F | 6-9 | 265



Adrio Bailey
Fr. | F | 6-6 | 204



Dusty Hannahs
R-Sr. | G | 6-3 | 210



Daryl Macon
Jr. | G | 6-3 | 185



Arlando Cook
Jr. | F | 6-8 | 215



RJ Glasper
Fr. | G | 5-10 | 168



Brachen Hazen
Fr. | F | 6-8 | 195



Dustin Thomas
R-Jr. | F | 6-8 | 225



Manuale Watkins
Sr. | G | 6-3 | 222



C.J. Jones
Fr. | G | 6-5 | 175



Anton Beard
Jr. | G | 6-0 | 198



Moses Kingsley
Sr. | F | 6-10 | 230



Mike Anderson
Head Coach - 6th Season

A-Z ROSTER »

No.	Name	Yr.
2	Bailey, Adrio	Fr.
0	Barford, Jaylen	Jr.
3	Beard, Anton	Jr.
5	Cook, Arlando	Jr.
11	Glasper, RJ	Fr.
3	Hannahs, Dusty	Sr.
12	Hazen, Brachen	Fr.
15	Jonathan Holmes	Fr.
23	Jones, C.J.	Fr.
33	Kingsley, Moses	Sr.
4	Macon, Daryl	Jr.
1	Thompson, Trey	Jr.
13	Thomas, Dustin	R-Jr.
21	Watkins, Manuale	Sr.

BY STATE »

Alabama (1)		
23	Jones, C.J.	Fr.
Arkansas (6)		
3	Beard, Anton	Jr.
11	Glasper, RJ	Fr.
4	Macon, Daryl	Jr.
3	Hannahs, Dusty	Sr.
1	Thompson, Trey	Jr.
21	Watkins, Manuale	Sr.
Illinois (1)		
15	Holmes, Jonathan	Fr.
Indiana (1)		
12	Hazen, Brachen	Fr.
International (1)		
33	Kingsley, Moses	Sr.
Louisiana (1)		
2	Bailey, Adrio	Fr.
Missouri (1)		
5	Cook, Arlando	Jr.
Tennessee (1)		
0	Barford, Jaylen	Jr.
Texas (1)		
13	Thomas, Dustin	R-Jr.

BY CLASS »

FRESHMEN (4)		
2	Bailey, Adrio	Fr.
11	Glasper, RJ	Fr.
12	Hazen, Brachen	Fr.
15	Holmes, Jonathan	Fr.
23	Jones, C.J.	Fr.
JUNIORS (6)		
0	Barford, Jaylen	Jr.
3	Beard, Anton	Jr.
5	Cook, Arlando	Jr.
4	Macon, Daryl	Jr.
1	Thompson, Trey	Jr.
13	Thomas, Dustin	R-Jr.
SENIORS (3)		
3	Hannahs, Dusty	Sr.
33	Kingsley, Moses	Sr.
21	Watkins, Manuale	Sr.

THE PRONUNCIATIONS »

Adrio Bailey: A-Dree-O
Brachen Hazen: Brack-en Haiz-en
Manuale Watkins: Man-YOU-L

THE NON-CON SLATE »

- Arkansas is slated to play 13 non-conference games this year, with eight of those picked to finish in the top three of their respective league standings.
- The Razorbacks defeated the Summit League preseason favorite 92-83 in the season opener and knocked off the Sun Belt favorite 71-67 on Friday evening.
- While Texas was picked to finish third in the Big 12, it is ranked in the top 25 of both preseason polls.
- Arkansas has already defeated two top 15 teams in the CollegeInsider.com Mid-Major Top 25 Poll with No. 5 UT Arlington and No. 15 Fort Wayne. The Razorbacks will also tip it up against No. 20 Stephen F. Austin and No. 19 North Dakota State.

Opponent	Conference	Picked
Fort Wayne	Summit League	1st
Sam Houston State	Southland	1st
UT Arlington	Sun Belt	1st
North Florida	Atlantic Sun	2nd
Stephen F. Austin	Southland	2nd
Austin Peay	Ohio Valley	2nd/West
Texas	Big 12	3rd
North Dakota State	Summit League	3rd
Mount Saint Mary's	Northeast	4th
Houston	American Athletic	4th
Southern Illinois	Missouri Valley	5th
Oklahoma State	Big 12	7th
Minnesota	Big Ten	12th

THE ART OF ORGANIZED CHAOS »

- During the Mike Anderson era over the last five years, Arkansas is tied for fifth in the country and leads the nation among high major programs in forcing the opponent to 25-plus turnovers in a game. It's happened nine times and the Razorbacks are 9-0 in those contests. During the same span, Arkansas is 26-2 when forcing 20 turnovers in a game.

THE 90-POINT PLATEAU »

- Arkansas opened the season with consecutive 90-plus point games for the first time in 20 years and just the sixth time in program history.
- In the five previous times Arkansas scored 90-plus points in the first two games, the Razorbacks won an NCAA Tournament game each season, advanced to the Elite 8 three times, lost in the 1990 Final Four and won the 1994 National Championship.

EXPERIENCE MATTERS »

The starting five from the first three games of Kingsley, Thomas, Hannahs, Macon and Barford have combined to play in 391 collegiate games. The group has 13 years of college experience and four of the five players combined to average 82.5 points per game last year with Thomas sitting out due to NCAA transfer rules.

PERFECTION IN THE PALACE »

- Since Mike Anderson came back to Arkansas, the Razorbacks have the third-most home victories in the country with 83.
- Arkansas is one of eight teams with 80-plus wins and fewer than 15 losses at home over the last six seasons.
- The Razorbacks are 49-1 against unranked non-conference opponents inside Bud Walton Arena under Anderson.

BUILDING BLOCKS »

Moses Kingsley is tied for second in the country with 19 blocks this season and has recorded at least one block in 22 straight games and in 35 of his last 36 contests.

DOUBLE-DOUBLE MOJO »

Moses Kingsley posted 16 double-doubles last season, the second-most of any returning high-major player in the country. He is currently the SEC's active leader with 18 double-doubles in his career.

#PROHOGS PRODUCTION »

Arkansas has had 29 former players go on to play in the NBA, including three this season as listed below.

Player	Team	Yrs	Draft Class
Joe Johnson	Jazz	16th	2001 - 10th (BOS)
Patrick Beverley	Rockets	5th	2009 - 42nd (LAL)
Bobby Portis	Bulls	2nd	2015 - 22nd (CHI)

» PROHOGS BY THE NUMBERS »

#PR HOGS

37

» Arkansas has had 37 all-time NBA Draft selections from 35 different players in program history.

16

» The Razorbacks have 16 All-Star game appearances by Joe Johnson (7), Sidney Moncrief (5) and Alvin Robertson (4).

12

» Arkansas has 12 first round NBA Draft picks in program history with Sidney Moncrief going No. 5 overall in 1979.

RECORD BREAKDOWN

At Home (Bud Walton Arena)	3-0
At Home (Verizon Arena)	0-0
On The Road	0-1
Neutral	0-0
White Uniforms	3-0
Cardinal Uniforms	0-1
Anthracite Uniforms	0-0

HALFTIME/LEADS/OVERTIME

Leading at the half, home	2-0
Leading at the half, road/neutral	0-0
Tied at the half, home	0-0
Tied at the half, road/neutral	0-1
Trailing at the half, home	1-0
Trailing at the half, road/neutral	0-0
Games decided by 5 points or fewer	1-0
Games decided by 10 points or fewer	2-0
Leading with 5:00 left	2-0
Leading with 2:00 left	2-0
Overtime games	0-0

OFFENSE

Scoring less than 70 points	0-0
Scoring 70-79 points	1-1
Scoring 80-89 points	0-0
Scoring 90-99 points	2-0
Scoring 100+ points	0-0
2 Players Or Less in Double Figures	0-0
3 Players in Double Figures	1-0
4 Players in Double Figures	1-1
5 Players in Double Figures	0-0
6 Players in Double Figures	1-0
7 Players in Double Figures	0-0
1 Player Scores 20 Points	1-1
2 Players Score 20 Points	0-0
When shooting 50 percent or higher	1-0
When shooting less than 50 percent	2-1

REBOUNDING/TURNOVERS

When outrebounding opponent	2-1
When outrebounded	1-0
When rebounds are even	0-0
When grabbing 10+ offensive reb	3-1
When forcing 15+ turnovers	2-0
When committing less than 15 turnovers	3-0
When committing 15+ turnovers	0-1

Top Scorers (Includes Ties)

Dusty Hannahs	2-1
Jaylen Barford	1-0
--	0-0

Top Rebounders (Includes Ties)

Moses Kingsley	2-1
Dustin Thomas	1-0
Anton Beard	1-0
Jaylen Barford	1-0

Months

In November	3-1
In December	0-0
In January	0-0
In February	0-0
In March	0-0

» BY THE NUMBERS »

5

» Five current Razorbacks have received SEC All-Academic honors during their career.

12

» Arkansas has had 12 current and former players graduate since May 2014, averaging four graduates per academic year.

3.0

» Over the last calendar year, the Razorbacks have had a cumulative grade point average of 3.097.

PLAY HARD ACT RIGHT

• Senior Dusty Hannahs is scheduled to graduate in December with a degree Supply Chain Management.

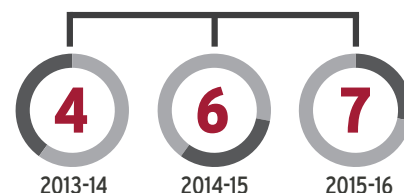
• Moses Kingsley and Manuale Watkins are slated to graduate on time this spring.

• Trey Thompson is set to graduate a year early this summer and start graduate school next fall during his senior year.

• Eleven of the 14 players had a 3.0 or higher GPA during the summer term.

17

SEC Academic Honor Roll Players over the last three seasons



» THE NATIONAL POLLS »

Associated Press Poll - (Nov. 28)

RK	TEAM	RECORD	POINTS
1	Kentucky (40)	6-0	1,590
2	Villanova (20)	6-0	1,567
3	North Carolina (4)	7-0	1,497
4	Kansas	5-1	1,414
5	Duke	6-1	1,365
6	Virginia	6-0	1,286
7	Xavier	6-0	1,181
8	Gonzaga	6-0	1,112
9	Baylor (1)	6-0	1,068
10	Creighton	6-0	965
11	UCLA	7-0	955
12	Saint Mary's	5-0	866
13	Indiana	4-1	857
14	Louisville	5-1	808
15	Purdue	5-1	687
16	Arizona	5-1	655
17	Wisconsin	5-2	555
18	Butler	6-0	506
19	Iowa State	5-1	389
20	South Carolina	6-0	379
21	Rhode Island	5-1	354
22	Syracuse	4-1	229
23	Oregon	4-2	189
24	Florida	6-1	154
25	West Virginia	4-1	132

Others receiving votes: Maryland 126, Notre Dame 85, Cincinnati 49, Michigan State 28, Ohio State 22, Michigan 13, Temple 8, USC 7, Houston 6, Florida State 5, VCU 5, California 3, Tennessee State 2, Virginia Tech 1, Arkansas State 1, San Diego State 1, Colorado 1, Minnesota 1, Rutgers 1

USA Today Coaches Poll (Nov. 28)

RK	TEAM	RECORD	POINTS
1	Kentucky	6-0	784
2	Villanova	6-0	756
3	North Carolina	7-0	727
4	Duke	6-1	668
5	Kansas	5-1	662
6	Virginia	6-0	659
7	Xavier	6-0	625
8	Gonzaga	6-0	534
9	UCLA	7-0	507
10	Indiana	4-1	457
11	Baylor	6-0	407
12	Creighton	6-0	400
13	St. Mary's	5-0	388
14	Louisville	5-1	381
15	Arizona	5-1	364
16	Purdue	5-1	307
17	Wisconsin	5-2	250
18	Butler	6-0	200
19	West Virginia	4-1	157
20	Oregon	4-2	151
21	Iowa St.	5-1	149
22	Maryland	7-0	144
23	South Carolina	6-0	141
24	Syracuse	4-1	133
25	Rhode Island	5-1	116

Others receiving votes: Florida 74; Notre Dame 64; Michigan 47; Michigan State 43; Cincinnati 18; Colorado 15; California 13; Texas A&M 13; Texas 10; Oklahoma State 9; Ohio State 7; Florida State 4; Miami (Fla.) 4; Oklahoma 3; Arkansas 2; Wichita State 2; Virginia Tech 1; Virginia Commonwealth 1; Fort Wayne 1; Temple 1; Southern California 1.

» WEEK-BY-WEEK RANKINGS »

WEEK	AP	COACHES	NCAA RPI
Preseason	NR	RV	--
Nov. 14	NR	RV	--
Nov. 21	NR	RV	--
Nov. 28	NR	RV	--
Dec. 5			
Dec. 12			
Dec. 19			
Dec. 26			
Jan. 2			
Jan. 9			
Jan. 16			
Jan. 23			
Jan. 30			
Feb. 6			
Feb. 13			
Feb. 20			
Feb. 27			
March 6			
March 13			
Final			

The Last time Arkansas was ranked in the AP...

Top 25:	No. 21	March 16, 2015
Top 15:	No. 15	Nov. 14, 2000
Top 10:	No. 6	1994-95 Final Poll
Top 5:	No. 5	March 7, 1995
No. 1:	No. 1	1994-95 Preseason Poll

MISCELLANEOUS STATISTICS »

Double-Figure Scoring Games

Player	12-13	13-14	14-15	15-16	16-17	Career
Dusty Hannahs	7	11	--	28	4	50
Moses Kingsley	--	2	2	30	2	36
Anton Beard	--	--	8	7	2	17
Manuale Watkins	--	--	0	6	1	7
Dustin Thomas	--	1	3	--	1	5
Daryl Macon	--	--	--	--	3	3
Jaylen Barford	--	--	--	--	3	3
Trey Thompson	--	--	0	2	--	2
C.J. Jones	--	--	--	--	1	1

20-Point Scoring Games

Player	12-13	13-14	14-15	15-16	16-17	Career
Dusty Hannahs	1	1	--	13	2	17
Moses Kingsley	--	0	0	8	--	8

30-Point Scoring Games

Player	12-13	13-14	14-15	15-16	16-17	Career
Dusty Hannahs	0	0	--	1	--	1

3 + Three-Pointers in a Game

Player	12-13	13-14	14-15	15-16	16-17	Career
Dusty Hannahs	6	4	--	18	1	29
Anton Beard	--	--	2	1	--	3
Dustin Thomas	--	1	--	--	--	1
Daryl Macon	--	--	--	--	1	1

5 + Three-Pointers in a Game

Player	12-13	13-14	14-15	15-16	16-17	Career
Dusty Hannahs	--	1	--	3	1	5

Double Figure Rebounding Games

Player	12-13	13-14	14-15	15-16	16-17	Career
Moses Kingsley	--	1	0	16	1	18

Double-Doubles

Player	12-13	13-14	14-15	15-16	16-17	Career
Moses Kingsley	--	1	0	16	1	18

5 + Assist Games

Player	12-13	13-14	14-15	15-16	16-17	Career
Manuale Watkins	--	0	1	1	--	2
Daryl Macon	--	--	--	--	2	2
Moses Kingsley	--	0	1	0	--	1
Trey Thompson	--	--	0	1	--	1
Anton Beard	--	--	--	--	1	1

3 + Steals in a Game

Player	12-13	13-14	14-15	15-16	16-17	Career
Manuale Watkins	--	0	3	3	1	7
Anton Beard	--	--	4	1	--	5
Moses Kingsley	--	0	0	3	--	3
Dusty Hannahs	0	0	--	1	--	1
Dustin Thomas	--	--	1	--	--	1
Daryl Macon	--	--	--	--	1	1
Jaylen Barford	--	--	--	--	1	1

3 + Blocks in a Game

Player	12-13	13-14	14-15	15-16	16-17	Career
Moses Kingsley	--	7	5	13	4	29
Trey Thompson	--	--	0	2	--	2

THE LITTLE THINGS MATTER »

Player	Deflections	Charges	Steals	Dunks	Blocks
Adrio Bailey	2	--	--	--	--
Jaylen Barford	14	--	5	2	--
Anton Beard	7	3	3	--	--
Arlando Cook	6	--	3	--	3
Dusty Hannahs	6	--	2	--	--
Brachen Hazen	--	--	--	--	--
C.J. Jones	--	--	--	1	--
Moses Kingsley	27	--	4	2	19
Daryl Macon	13	--	9	--	1
Trey Thompson	8	--	1	--	2
Dustin Thomas	15	--	3	--	1
Manuale Watkins	16	1	5	--	--
Totals	114	4	35	5	26

RECORD WATCH IN 2016-17 »

MOSES KINGSLEY »

- 194 points shy of becoming the 40th player in school history to eclipse the 1,000 career point's mark.
- 104 made free throws shy tying Darrell Walker for 10th all-time in school history with 333 career free throws made.
- 131 free throw attempts shy tying Ronnie Brewer for 10th all-time in school history with 486 free throws attempted in a career.
- 127 rebounds shy of tying Corliss Williamson for 10th all-time in school history with 641 career rebounds.
- Kingsley currently ranks 5th all-time in school history with 182 career blocks and is 16 shy of tying Darian Townes for 4th all-time.

DUSTY HANNAHS »

- On pace to finish in the top-three in school history for career free throw percentage.
- Hannahs is on pace to break the school record for three-point field goal percentage in a career.
- 61 made three-pointers shy of tying Brandon Dean for 10th all-time in school history for made three-pointers.
- Reached the 1,000-point mark for his career in the season opener versus Fort Wayne with 462 coming at Texas Tech and 602 coming at Arkansas.

DANIEL GAFFORD

El Dorado, Arkansas • El Dorado High School

ESPN.com	★★★★
247Sports.com	★★★★
Rivals.com	★★★★
Scout.com	★★★★
Future150.com	★★★★



- Ranked as the No. 1 player in the state of Arkansas and the No. 11 power forward in the 2017 class by 247Sports.com.

- Is a consensus top 50 player and as high as No. 33 in the class by Rivals.com.

- Averaged 14 points, 14 rebounds and six blocks per game as a junior.

- Invited to the Nike Academy in Los Angeles in July.

- Participated in the Nike Elite 100 Camp and the Nike Peach Invite with Arkansas Team Portis Wings.

KHALIL GARLAND

Little Rock, Arkansas • Parkview High School

ESPN.com	★★★★
247Sports.com	★★★★
Rivals.com	★★★
Scout.com	★★★
Future150.com	★★★



- Ranked as the No. 2 player in the state of Arkansas, the No. 12 guard in the 2017 class and No. 55 overall by ESPN.

- Averaged 18 points and 8.0 rebounds during his junior season.

- Named the 2016 State Tournament MVP after leading the Patriots to the 2016 Arkansas 6A State Championship behind a 20-point performance in the title game.

- Earned All-State and All-Tournament honors during his junior campaign.

DARIOUSHALL

Little Rock, Arkansas • Mills Univ. Studies HS

ESPN.com	★★★★
247Sports.com	★★★
Rivals.com	★★★
Scout.com	★★★
Future150.com	★★★



- Ranked as the No. 4 player in the state of Arkansas and the No. 50 power forward in the 2017 class by 247Sports.com.

- Averaged 16 points and 8 rebounds per game during his junior season.

- Is a two-time All-State and All-Conference selection at Mills University Studies High School.

- Played in the Nike EYBL Peach Jam for Team Penny.

- Participated in the Adidas Uprising Gauntlet, averaging 15.3 points and 7.0 rebounds per game.



» A LOOK AT THE FUTURE »

"These three individuals will come in and make the **STATE** of Arkansas **PROUD**." - Mike Anderson

The 2017 All-Arkansas early signees are a unanimous **TOP 25 CLASS** and as high as No. 14 in the country by ESPN.com

"It is **AWESOME** when we can have players in our state come in and **IMPACT** our program." - Mike Anderson

MIKE ANDERSON



CAREER NUMBERS

At Arkansas: 105-65 (6th Year)

2016-17	»	3-1
2015-16	»	16-16
2014-15	»	27-9 (NCAA, Third Round)
2013-14	»	22-12 (NIT, Second Round)
2012-13	»	19-13
2011-12	»	18-14

At Missouri: 111-57 (5 Years)

2010-11	»	23-11 (NCAA Second Round)
2009-10	»	23-11 (NCAA Second Round)
2008-09	»	31-7 (NCAA Elite Eight)
2007-08	»	16-16
2006-07	»	18-12

At Alabama-Birmingham (UAB): 89-41 (4 Years)

2005-06	»	24-7 (NCAA First Round)
2004-05	»	22-11 (NCAA Second Round)
2003-04	»	22-10 (NCAA Sweet 16, C-USA Co-Champs)
2002-03	»	21-13 (NIT Quarterfinals)

Overall Record **305-163 (15th Year)**

IT'S A NUMBERS GAME

Postseason Tournaments

1 2 3 4 5 6 7 8 9

20-Win Seasons

1 2 3 4 5 6 7 8 9

NCAA Tournaments

1 2 3 4 5 6 7

30-Win Seasons

1

Losing Seasons

0

PERSONAL INFO

Born: Dec. 12, 1959
Hometown: Birmingham, Ala.
Alma Mater: Tulsa (1982)
Wife: Marcheita
Children: Darcheita, Michael Jr., Yvonne
Date Named Head Coach at Arkansas: March 23, 2011

HEAD COACH
6TH SEASON AT ARKANSAS
15TH SEASON OVERALL

The Razorback Nation welcomed home one of its own on March 23, 2011, when Mike Anderson was named the 12th head men's basketball coach in Arkansas history. Charged with bringing back the winning tradition that was synonymous with the Razorback program throughout the '80s and '90s, Anderson enters his sixth season at Arkansas and 15th year as a head coach in 2016-17.

After losing 72 percent of scoring production heading into the 2015-16 season, Anderson continued his history of developing players as Arkansas finished third in the Southeastern Conference in scoring at 78.2 points per game and paced the league in three-point field goal percentage, turnover margin and assist/turnover ratio. Despite dropping eight games by four points or less, Arkansas never wavered and caught fire toward the end of the season to win four of its final five regular season games and finish eighth in the SEC. The Razorbacks became one of five teams to post a .500 or better record in conference play each of the last four years.

A longtime assistant and associate head coach at Arkansas, Anderson spent a combined nine years as a head coach at the University of Alabama-Birmingham and the University of Missouri before returning to the Razorbacks.

One of just 10 current Division I head coaches with 10-plus years of experience and no losing seasons, Anderson's 14 years at the helm of a program have resulted in a 302-162 record, nine 20-win campaigns, seven NCAA Tournament appearances, two Sweet Sixteen berths and a run to the 2009 Elite Eight.

During his first five seasons at Arkansas, Anderson produced a 102-64 record and was the first head coach in program history to win 18 or more games in each of his first four years. Anderson has also re-established Bud Walton Arena as one of the toughest places to play and brought excitement back to the tradition-rich program. In his first five years, Arkansas has won 80 games (80-12) in Bud Walton Arena, including an arena-record 17 during each of his first three years. The 2012-13 squad posted just the third unbeaten SEC home record (9-0) in program history and the first since 1998. The success on-and-off the court has translated into fan support as Arkansas returned to the top 25 in national attendance the first four years, including No. 11 in 2014-15.

CONSISTENCY

Head coach Mike Anderson is one of just 10 current Division I coaches with 10-plus years of head coaching experience and no losing seasons. Anderson and Thad Matta are the only coaches to accomplish the feat during stops at three different institutions.

Coach	Schools	Yrs
Roy Williams	Kansas/UNC	27
Tom Izzo	Michigan State	20
Mark Few	Gonzaga	16
Thad Matta	Butler/Xavier/Ohio State	15
Mike Anderson	UAB/Missouri/Arkansas	14
Jamie Dixon	Pittsburgh	12
Sean Miller	Xavier/Arizona	11
Andy Kennedy	Cincinnati/Ole Miss	10
Dave Rose	BYU	10
Ben Jacobson	Northern Iowa	10

» ARKANSAS GAME HIGHS »

POINTS	92	FORT WAYNE (11/11/16)
	90	SOUTHERN ILLINOIS (11/14/16)
FIELD GOALS MADE	35	FORT WAYNE (11/11/16)
	30	SOUTHERN ILLINOIS (11/14/16)
FIELD GOAL ATTEMPTS	66	FORT WAYNE (11/11/16)
	61	at Minnesota (11/22/16)
	61	SOUTHERN ILLINOIS (11/14/16)
FIELD GOAL PERCENTAGE	.530 (35-66)	FORT WAYNE (11/11/16)
	.492 (30-61)	SOUTHERN ILLINOIS (11/14/16)
3 PT FIELD GOALS MADE	13	SOUTHERN ILLINOIS (11/14/16)
	6	FORT WAYNE (11/11/16)
3 PT FG ATTEMPTS	23	SOUTHERN ILLINOIS (11/14/16)
	16	FORT WAYNE (11/11/16)
3 PT FG PERCENTAGE	.565 (13-23)	SOUTHERN ILLINOIS (11/14/16)
	.375 (6-16)	FORT WAYNE (11/11/16)
FREE THROWS MADE	24	UT ARLINGTON (11/18/16)
	18	at Minnesota (11/22/16)
FREE THROW ATTEMPTS	32	UT ARLINGTON (11/18/16)
	24	FORT WAYNE (11/11/16)
FREE THROW PERCENTAGE	.900 (18-20)	at Minnesota (11/22/16)
	.810 (17-21)	SOUTHERN ILLINOIS (11/14/16)
REBOUNDS	39	FORT WAYNE (11/11/16)
	38	at Minnesota (11/22/16)
	38	SOUTHERN ILLINOIS (11/14/16)
ASSISTS	23	SOUTHERN ILLINOIS (11/14/16)
	20	FORT WAYNE (11/11/16)
STEALS	11	UT ARLINGTON (11/18/16)
	9	FORT WAYNE (11/11/16)
BLOCKED SHOTS	9	FORT WAYNE (11/11/16)
	7	SOUTHERN ILLINOIS (11/14/16)
TURNOVERS	21	at Minnesota (11/22/16)
	14	UT ARLINGTON (11/18/16)
	14	SOUTHERN ILLINOIS (11/14/16)
FOULS	29	FORT WAYNE (11/11/16)

» ARKANSAS GAME LOWS »

POINTS	71	UT ARLINGTON (11/18/16)
	71	at Minnesota (11/22/16)
	90	SOUTHERN ILLINOIS (11/14/16)
FIELD GOALS MADE	21	UT ARLINGTON (11/18/16)
	26	at Minnesota (11/22/16)
FIELD GOAL ATTEMPTS	53	UT ARLINGTON (11/18/16)
	61	SOUTHERN ILLINOIS (11/14/16)
	61	at Minnesota (11/22/16)
FIELD GOAL PERCENTAGE	.396 (21-53)	UT ARLINGTON (11/18/16)
	.426 (26-61)	at Minnesota (11/22/16)
3 PT FIELD GOALS MADE	1	at Minnesota (11/22/16)
	5	UT ARLINGTON (11/18/16)
3 PT FG ATTEMPTS	8	at Minnesota (11/22/16)
	15	UT ARLINGTON (11/18/16)
3 PT FG PERCENTAGE	.125 (1-8)	at Minnesota (11/22/16)
	.333 (5-15)	UT ARLINGTON (11/18/16)
FREE THROWS MADE	16	FORT WAYNE (11/11/16)
	17	SOUTHERN ILLINOIS (11/14/16)
FREE THROW ATTEMPTS	20	at Minnesota (11/22/16)
	21	SOUTHERN ILLINOIS (11/14/16)
FREE THROW PERCENTAGE	.667 (16-24)	FORT WAYNE (11/11/16)
	.750 (24-32)	UT ARLINGTON (11/18/16)
REBOUNDS	35	UT ARLINGTON (11/18/16)
	38	SOUTHERN ILLINOIS (11/14/16)
	38	at Minnesota (11/22/16)
ASSISTS	8	at Minnesota (11/22/16)
	10	UT ARLINGTON (11/18/16)
STEALS	7	SOUTHERN ILLINOIS (11/14/16)
	8	at Minnesota (11/22/16)
BLOCKED SHOTS	4	at Minnesota (11/22/16)
	6	UT ARLINGTON (11/18/16)
TURNOVERS	13	FORT WAYNE (11/11/16)
FOULS	18	UT ARLINGTON (11/18/16)
	20	SOUTHERN ILLINOIS (11/14/16)

» ARKANSAS INDIVIDUAL GAME HIGHS »

Points	23	Hannahs, Dusty vs Fort Wayne (11/11/16)
	20	Hannahs, Dusty at Minnesota (11/22/16)
	19	Hannahs, Dusty vs Southern Illinois (11/14/16)
	17	Barford, Jaylen vs UT Arlington (11/18/16)
	15	Kingsley, Moses vs Southern Illinois (11/14/16)
Field Goals Made	7	Hannahs, Dusty at Minnesota (11/22/16)
	7	Hannahs, Dusty vs Fort Wayne (11/11/16)
Field Goal Att.	17	Hannahs, Dusty vs Fort Wayne (11/11/16)
	12	Hannahs, Dusty at Minnesota (11/22/16)
	12	Barford, Jaylen vs UT Arlington (11/18/16)
FG Pct (min 5 made)	.833 (5-6)	Watkins, Manuale vs Fort Wayne (11/11/16)
	.714 (5-7)	Hannahs, Dusty vs Southern Illinois (11/14/16)
3-Point FG Made	5	Hannahs, Dusty vs Southern Illinois (11/14/16)
	4	Macon, Daryl vs Southern Illinois (11/14/16)
3-Point FG Att.	7	Hannahs, Dusty vs UT Arlington (11/18/16)
	6	Macon, Daryl vs Southern Illinois (11/14/16)
	6	Hannahs, Dusty vs Southern Illinois (11/14/16)
	6	Hannahs, Dusty vs Fort Wayne (11/11/16)
	6	Macon, Daryl vs Fort Wayne (11/11/16)
3-Pt FG Pct (min 2 made)	.833 (5-6)	Hannahs, Dusty vs Southern Illinois (11/14/16)
	.667 (4-6)	Macon, Daryl vs Southern Illinois (11/14/16)
	.667 (2-3)	Beard, Anton vs UT Arlington (11/18/16)
	.667 (2-3)	Beard, Anton vs Fort Wayne (11/11/16)
Free Throws Made	8	Hannahs, Dusty vs Fort Wayne (11/11/16)
	7	Kingsley, Moses vs Southern Illinois (11/14/16)
Free Throw Att.	10	Hannahs, Dusty vs Fort Wayne (11/11/16)
	8	Thomas, Dustin vs UT Arlington (11/18/16)
FT Pct (min 3 made)	1.000 (7-7)	Kingsley, Moses vs Southern Illinois (11/14/16)
	1.000 (5-5)	Hannahs, Dusty at Minnesota (11/22/16)
	1.000 (4-4)	Macon, Daryl at Minnesota (11/22/16)
	1.000 (4-4)	Hannahs, Dusty vs Southern Illinois (11/14/16)
	1.000 (3-3)	Jones, CJ vs Southern Illinois (11/14/16)
Rebounds	10	Kingsley, Moses at Minnesota (11/22/16)
	9	Kingsley, Moses vs Fort Wayne (11/11/16)
Assists	6	Beard, Anton vs Southern Illinois (11/14/16)
	5	Macon, Daryl vs Southern Illinois (11/14/16)
	5	Macon, Daryl vs Fort Wayne (11/11/16)
Steals	4	Macon, Daryl vs Fort Wayne (11/11/16)
	3	Watkins, Manuale at Minnesota (11/22/16)
	3	Barford, Jaylen vs UT Arlington (11/18/16)
Blocked Shots	7	Kingsley, Moses vs Fort Wayne (11/11/16)
	5	Kingsley, Moses vs Southern Illinois (11/14/16)
Turnovers	6	Barford, Jaylen vs UT Arlington (11/18/16)
	5	Macon, Daryl at Minnesota (11/22/16)
Fouls	5	Kingsley, Moses at Minnesota (11/22/16)
	5	Thomas, Dustin vs Fort Wayne (11/11/16)
Minutes	33	Macon, Daryl vs Fort Wayne (11/11/16)
	31	Barford, Jaylen vs UT Arlington (11/18/16)
	30	Kingsley, Moses vs UT Arlington (11/18/16)
	30	Hannahs, Dusty vs Fort Wayne (11/11/16)
	29	Hannahs, Dusty at Minnesota (11/22/16)

» THE LAST TIME ARKANSAS »

POINTS »

- Scored 100+ : 12/01/2015 - 117 vs. Northwestern St.
- Scored 100+ in an SEC game: 02/10/2015 - 101 vs. Auburn
- Scored fewer than 50: 02/09/2016 - 46 at Mississippi State

OVERTIME GAMES »

- Played in an OT game: 01/30/2016 vs. Texas Tech, W, 75-68 (OT)
- Played in a 2OT game: 01/16/2013 vs. Auburn, W, 88-80 (2 OT)
- Played in a 3OT game: 02/09/1980 vs. Houston, L, 90-84 (3 OT)

VERSUS TOP-25 OPPONENTS »

- Beat an AP Top 25-ranked opponent: 01/27/2016 vs. #5 Texas A&M, W, 74-71
- Beat an AP Top 10 team: 01/27/2016 vs. #5 Texas A&M, W, 74-71
- Beat an AP Top 5 team: 01/27/2016 vs. #5 Texas A&M, W, 74-71

VERSUS TOP-25 OPPONENTS ON THE ROAD »

- Beat an AP Top 25 team on road: 02/27/2014 at #17 Kentucky, W, 71-67 (OT)
- Beat an AP Top 5 team on road: 02/09/1994 at #4 Kentucky, W, 90-82

DOUBLE-DOUBLES »

- Two players in same game: vs. Auburn (02/17/2016)
 - Moses Kingsley (20 pts, 10 rebs) and Jabril Durham (12 pts, 10 asts)

3-POINT SHOOTING »

- 10+ 3FGM in a game: 11/14/2016 - 13 vs. Southern Illinois
- 15+ 3FGM in a game: 01/09/2016 - 16 vs. Mississippi State

AT THE CHARITY STRIPE »

- Attempted 30+ FT in a game: 11/18/2016 - 32 vs. UT Arlington
- 20+ FTM in a game: 11/18/2016 - 24 vs. UT Arlington
- 25+ FTM in a game: 01/05/2016 - 26 (of 35) vs. Vanderbilt

» THE LAST TIME AN ARKANSAS PLAYER »

POINTS »

- Scored 30-39 points in a game: 03/10/2016 - 33 by Dusty Hannahs vs. Florida
- Scored 40-49 points in a game: 01/11/1992 - 43 by Todd Day vs. LSU
- Scored 50+ points in a game: 11/13/2009 - 51 by Rotnei Clarke vs. Alcorn St.

DOUBLE-DOUBLES »

- Points/Rebounds: 01/22/2016 - 10 pts and 10 rebs by Moses Kingsley at Minnesota
- Points/Assists: 02/17/2016 - 12 pts and 10 asts by Jabril Durham vs. Auburn

REBOUNDS »

- Had 15+ rebounds in a game: 03/07/2015 - 15 by Bobby Portis vs. LSU
- Had 20+ rebounds in a game: 11/21/1997 - 23 by Nick Davis vs. Jackson St.

THREE-POINT SHOOTING »

- 5+ 3FGM in a game: 11/14/2016 - 5 (6 att) by Dusty Hannahs vs. Souther Illinois

AT THE CHARITY STRIPE »

- 10+ FTA in a game: 11/11/2016 - 10 by Dusty Hannahs vs. Fort Wayne
- 10+ FTM in a game: 12/09/2015 - 10 (10 att) by Dusty Hannahs vs. Evansville

ASSISTS »

- 5+ assists in a game: 11/14/2016 - 6 by Anton Beard vs. Southern Illinois
- Consecutive 5+ assists games: 03/05/2016 vs. South Carolina (11) and 03/10/2016 (6) vs. Florida by Jabril Durham
- 10+ assists in a game: 03/05/2016 - 11 by Jabril Durham vs. South Carolina
- Consecutive 10+ assists games: 01/16/2010 vs. Alabama (10) and 01/21/2010 vs. Florida (11) by Courtney Fortson

BLOCKS »

- Had 3+ blocks in a game: 11/22/2016 - 3 by Moses Kingsley at Minnesota
- Had 5+ blocks in a game: 11/14/2016 - 7 by Moses Kingsley vs. Southern Illinois

STEALS »

- Had 5+ steals in a game: 01/09/2016 - 6 by Jabril Durham vs. Mississippi State
- Had consecutive 5+ steal games: 01/01/2006 vs. Western Ill. (5) and 01/07/2006 vs. Miss. St. (5) by Ronnie Brewer

Date	Opponent	G	G	G	F	F	Outcome
Nov. 11	Fort Wayne	Barford	Macon	Hannahs	Thomas	Kingsley	W, 92-83
Nov. 14	Southern Illinois	Barford	Macon	Hannahs	Thomas	Kingsley	W, 90-65
Nov. 18	UT Arlington	Barford	Macon	Hannahs	Thomas	Kingsley	W, 71-67
Nov. 22	at Minnesota	Barford	Macon	Hannahs	Thomas	Kingsley	L, 85-71
Nov. 28	Mount Saint Mary's	--	--	--	--	--	--
Dec. 1	Stephen F. Austin	--	--	--	--	--	--
Dec. 3	Austin Peay	--	--	--	--	--	--
Dec. 6	Houston	--	--	--	--	--	--
Dec. 10	North Florida	--	--	--	--	--	--
Dec. 17	Texas^	--	--	--	--	--	--
Dec. 20	North Dakota State	--	--	--	--	--	--
Dec. 22	Sam Houston State#	--	--	--	--	--	--
Dec. 29	Florida*	--	--	--	--	--	--
Jan. 3	at Tennessee*	--	--	--	--	--	--
Jan. 7	at Kentucky*	--	--	--	--	--	--
Jan. 10	Mississippi State*	--	--	--	--	--	--
Jan. 14	Missouri*	--	--	--	--	--	--
Jan. 17	at Texas A&M*	--	--	--	--	--	--
Jan. 21	LSU*	--	--	--	--	--	--
Jan. 24	at Vanderbilt*	--	--	--	--	--	--
Jan. 28	at Oklahoma State%	--	--	--	--	--	--
Feb. 1	Alabama*	--	--	--	--	--	--
Feb. 4	at Missouri*	--	--	--	--	--	--
Feb. 7	Vanderbilt*	--	--	--	--	--	--
Feb. 11	at LSU*	--	--	--	--	--	--
Feb. 15	at South Carolina*	--	--	--	--	--	--
Feb. 18	Ole Miss*	--	--	--	--	--	--
Feb. 22	Texas A&M*	--	--	--	--	--	--
Feb. 25	at Auburn*	--	--	--	--	--	--
March 1	at Florida*	--	--	--	--	--	--
March 4	Georgia*	--	--	--	--	--	--

at Verizon Arena (North Little Rock, Ark.)

^ Lone Star Shootout (Houston, Texas)

% Big12/SEC Challenge

* SEC Game

Date	Opponent	Largest Lead	Largest Deficit	Time Led	Time Trailed	Time Tied	Outcome
Nov. 11	Fort Wayne	15 (2nd - 2:42)	6 (1st - 8:06)	31:22	7:16	0:52	W, 92-83
Nov. 14	Southern Illinois	36 (2nd - 16:41)	3 (1st - 18:50)	37:39	0:55	1:26	W, 90-65
Nov. 18	UT Arlington	7 (2nd - 10:36)	17 (1st - 12:37)	11:37	26:34	1:49	W, 71-67
Nov. 22	at Minnesota	6 (1st - 12:50)	22 (2nd - 5:32)	6:33	30:16	3:11	L, 85-71
Nov. 28	Mount Saint Mary's	--	--	--	--	--	--
Dec. 1	Stephen F. Austin	--	--	--	--	--	--
Dec. 3	Austin Peay	--	--	--	--	--	--
Dec. 6	Houston	--	--	--	--	--	--
Dec. 10	North Florida	--	--	--	--	--	--
Dec. 17	Texas^	--	--	--	--	--	--
Dec. 20	North Dakota State	--	--	--	--	--	--
Dec. 22	Sam Houston State#	--	--	--	--	--	--
Dec. 29	Florida*	--	--	--	--	--	--
Jan. 3	at Tennessee*	--	--	--	--	--	--
Jan. 7	at Kentucky*	--	--	--	--	--	--
Jan. 10	Mississippi State*	--	--	--	--	--	--
Jan. 14	Missouri*	--	--	--	--	--	--
Jan. 17	at Texas A&M*	--	--	--	--	--	--
Jan. 21	LSU*	--	--	--	--	--	--
Jan. 24	at Vanderbilt*	--	--	--	--	--	--
Jan. 28	at Oklahoma State%	--	--	--	--	--	--
Feb. 1	Alabama*	--	--	--	--	--	--
Feb. 4	at Missouri*	--	--	--	--	--	--
Feb. 7	Vanderbilt*	--	--	--	--	--	--
Feb. 11	at LSU*	--	--	--	--	--	--
Feb. 15	at South Carolina*	--	--	--	--	--	--
Feb. 18	Ole Miss*	--	--	--	--	--	--
Feb. 22	Texas A&M*	--	--	--	--	--	--
Feb. 25	at Auburn*	--	--	--	--	--	--
March 1	at Florida*	--	--	--	--	--	--
March 4	Georgia*	--	--	--	--	--	--

at Verizon Arena (North Little Rock, Ark.)

^ Lone Star Shootout (Houston, Texas)

% Big12/SEC Challenge

* SEC Game

» GAME-BY-GAME LEADERS »

Date	Opponent	Points	Rebounds	Assists	Steals	Blocks
Nov. 11	Fort Wayne	Hannahs (23)	Kingsley (9)	Macon (5)	Macon (4)	Kingsley (7)
Nov. 14	Southern Illinois	Hannahs (19)	Kingsley (7)	Beard (6)	Seven Players (1)	Kingsley (5)
Nov. 18	UT Arlington	Barford (17)	Three Players (6)	Four Players (2)	Barford (3)	Kingsley (4)
Nov. 22	at Minnesota	Hannahs (20)	Kingsley (10)	Three Players (3)	Watkins (3)	Kingsley (3)
Nov. 28	Mount Saint Mary's	--	--	--	--	--
Dec. 1	Stephen F. Austin	--	--	--	--	--
Dec. 3	Austin Peay	--	--	--	--	--
Dec. 6	Houston	--	--	--	--	--
Dec. 10	North Florida	--	--	--	--	--
Dec. 17	Texas^	--	--	--	--	--
Dec. 20	North Dakota State	--	--	--	--	--
Dec. 22	Sam Houston State#	--	--	--	--	--
Dec. 29	Florida*	--	--	--	--	--
Jan. 3	at Tennessee*	--	--	--	--	--
Jan. 7	at Kentucky*	--	--	--	--	--
Jan. 10	Mississippi State*	--	--	--	--	--
Jan. 14	Missouri*	--	--	--	--	--
Jan. 17	at Texas A&M*	--	--	--	--	--
Jan. 21	LSU*	--	--	--	--	--
Jan. 24	at Vanderbilt*	--	--	--	--	--
Jan. 28	at Oklahoma State%	--	--	--	--	--
Feb. 1	Alabama*	--	--	--	--	--
Feb. 4	at Missouri*	--	--	--	--	--
Feb. 7	Vanderbilt*	--	--	--	--	--
Feb. 11	at LSU*	--	--	--	--	--
Feb. 15	at South Carolina*	--	--	--	--	--
Feb. 18	Ole Miss*	--	--	--	--	--
Feb. 22	Texas A&M*	--	--	--	--	--
Feb. 25	at Auburn*	--	--	--	--	--
March 1	at Florida*	--	--	--	--	--
March 4	Georgia*	--	--	--	--	--

at Verizon Arena (North Little Rock, Ark.) | ^ Lone Star Shootout (Houston, Texas) | % Big12/SEC Challenge | * SEC Game

» MISCELLANEOUS TEAM STATS »

Date	Opponent	W/L	Points In Paint			Pts Off Turnovers			2nd Chance Pts			Fast Break Pts		
			Ark	Opp.	Diff.	Ark	Opp.	Diff.	Ark	Opp.	Diff.	Ark	Opp.	Diff.
Nov. 11	Fort Wayne	W	52	22	+30	16	12	+4	9	21	-12	24	0	+24
Nov. 14	Southern Illinois	W	30	28	+2	21	17	+4	11	10	+1	17	2	+15
Nov. 18	UT Arlington	W	24	20	+4	28	20	+8	9	18	-9	10	8	+2
Nov. 22	at Minnesota	L	46	38	+8	11	26	-15	11	13	-2	6	4	+2
Nov. 28	Mount Saint Mary's	--	--	--	--	--	--	--	--	--	--	--	--	--
Dec. 1	Stephen F. Austin	--	--	--	--	--	--	--	--	--	--	--	--	--
Dec. 3	Austin Peay	--	--	--	--	--	--	--	--	--	--	--	--	--
Dec. 6	Houston	--	--	--	--	--	--	--	--	--	--	--	--	--
Dec. 10	North Florida	--	--	--	--	--	--	--	--	--	--	--	--	--
Dec. 17	Texas^	--	--	--	--	--	--	--	--	--	--	--	--	--
Dec. 20	North Dakota State	--	--	--	--	--	--	--	--	--	--	--	--	--
Dec. 22	Sam Houston State#	--	--	--	--	--	--	--	--	--	--	--	--	--
Dec. 29	Florida*	--	--	--	--	--	--	--	--	--	--	--	--	--
Jan. 3	at Tennessee*	--	--	--	--	--	--	--	--	--	--	--	--	--
Jan. 7	at Kentucky*	--	--	--	--	--	--	--	--	--	--	--	--	--
Jan. 10	Mississippi State*	--	--	--	--	--	--	--	--	--	--	--	--	--
Jan. 14	Missouri*	--	--	--	--	--	--	--	--	--	--	--	--	--
Jan. 17	at Texas A&M*	--	--	--	--	--	--	--	--	--	--	--	--	--
Jan. 21	LSU*	--	--	--	--	--	--	--	--	--	--	--	--	--
Jan. 24	at Vanderbilt*	--	--	--	--	--	--	--	--	--	--	--	--	--
Jan. 28	at Oklahoma State%	--	--	--	--	--	--	--	--	--	--	--	--	--
Feb. 1	Alabama*	--	--	--	--	--	--	--	--	--	--	--	--	--
Feb. 4	at Missouri*	--	--	--	--	--	--	--	--	--	--	--	--	--
Feb. 7	Vanderbilt*	--	--	--	--	--	--	--	--	--	--	--	--	--
Feb. 11	at LSU*	--	--	--	--	--	--	--	--	--	--	--	--	--
Feb. 15	at South Carolina*	--	--	--	--	--	--	--	--	--	--	--	--	--
Feb. 18	Ole Miss*	--	--	--	--	--	--	--	--	--	--	--	--	--
Feb. 22	Texas A&M*	--	--	--	--	--	--	--	--	--	--	--	--	--
Feb. 25	at Auburn*	--	--	--	--	--	--	--	--	--	--	--	--	--
March 1	at Florida*	--	--	--	--	--	--	--	--	--	--	--	--	--
March 4	Georgia*	--	--	--	--	--	--	--	--	--	--	--	--	--
TOTALS		3-1	152	108	+44	76	75	+1	40	62	-22	57	14	+43

at Verizon Arena (North Little Rock, Ark.) | ^ Lone Star Shootout (Houston, Texas) | % Big12/SEC Challenge | * SEC Game

Nov. 11: FORT WAYNE » W, 92-83

- Preseason favorites to win the Summit League this season.
- Dusty Hannahs finished with a game-high 23 points on 7-of-17 shooting, including 8-of-10 from the free throw line. Moses Kingsley finished with nine points and nine rebounds to go along with seven blocks and three assists.
- In his first game as a Razorback, junior guard Daryl Macon recorded 13 points, seven rebounds and a game-high five assists. Jaylen Barford, Manuale Watkins and Dustin Thomas each added 10 points a piece.

Nov. 14: S. ILLINOIS » W, 90-65

- Picked to finished fifth this season in the MVC.
- 10 different players recorded points, while six finished with nine or more. Arkansas outscored the Salukis 17-2 on the fast break.
- After missing the season opener to a knee injury, freshman C.J. Jones came off the bench and immediately sank his first 3-point opportunity as a Razorback, finishing with 11 points and two rebounds.

Nov. 18: UT ARLINGTON » W, 71-67

- After finishing third last season in the Sun Belt with a record of 24-11, 13-7 in conference play, the Mavericks were picked as the preseason favorite to win the league this season.
- Arkansas trailed by as many as 17 points in the first half, but used a 20-2 run to open the second half and take its first lead of the game.
- Jaylen Barford led all scorers with 17 points, while Anton Beard came off the bench and provided a much needed spark with 12 second-half points.

Nov. 22: MINNESOTA » L, 85-71

- Finished 8-23 last season, 2-16 in the Big Ten.
- Dusty Hannahs was able to manufacture a game-high 20 points on 7-of-12 shooting and two rebounds.
- Senior Moses Kingsley recorded his first double-double of the season, scoring 10 points to go along with 10 rebounds and three blocks.

Nov. 28: MOUNT SAINT MARY'S »

- A member of the Northeast Conference, the Mountaineers are coming off a fifth place finish in the NEC with an overall record of 14-19, 10-8 in conference play.
- Projected to finish fourth in the NEC this season.

Dec. 1: STEPHEN F. AUSTIN »

- Southland Conference regular season and tournament champions a year ago after going 28-6, 18-0 in conference play. Picked to finish second this season.
- Led the Southland in scoring offense, scoring defense, scoring margin, field goal percentage, assist/turnover ratio, turnover margin and assists.
- Defeated West Virginia in the NCAA Tournament last season as a 14 seed before falling by one to Notre Dame in the round of 32.

Dec. 3: AUSTIN PEAY »

- After finishing 18-18 in the regular season and 7-9 in conference play, the Governors made the NCAA tournament by winning the 2016 Ohio Valley Conference Tournament as the eight seed.
- Finished third in the Ohio Valley in offensive rebounds, rebounding margin, rebounding defense, rebounding offense and field goal percentage.

Dec. 6: HOUSTON »

- Finished third in the American Athletic Conference after going 22-10, 12-6 in conference last season.
- Picked to finish fourth in the AAU this season.
- Led AAU in scoring offense and three-point field goal defense.

Dec. 10: NORTH FLORIDA »

- Regular season Atlantic Sun Conference Champions after going 10-2 in conference play, 22-12 overall.
- Projected to finished second in the ASUN this season after returning their leader in assists and scoring, Dallas Moore who finished second in the league in scoring and led the conference in points per game.
- Advanced to the NIT last season before losing to Florida in the first round.

Dec. 17: TEXAS »

- Picked to finish third in the Big 12 after finishing fourth in the league last season, going 11-7 in conference, 20-13 overall.
- Defeated North Carolina in non-conference play who eventually went on to play for the National Championship against Villanova.
- Finished second in the Big 12 in turnover margin and top five in 3-point field goals made, offensive rebounds, assist-to-turnover ratio, blocked shots, field goal percentage defense and scoring defense.

Dec. 20: NORTH DAKOTA STATE »

- Finished 20-13 overall last season, 8-8 in the Summit League.
- Finished fifth in the conference last season, runner-up in the conference tournament. Has won the Summit League regular season title and tournament title two of the last three seasons.
- Return their best three-point shooter (Paul Miller), assist leader (Khy Kabellis), blocked shots leader (Dexter Werner), steals leader (Carlin Dupree) and leading scorer (A.J. Jacobson).

Dec. 22: SAM HOUSTON STATE »

- Projected to win the Southland Conference.
- Return their top seven scorers from a team that went 18-16 last season, 12-6 in conference play.
- Finished second in the Southland Conference in assists, assist/turnover ratio, defensive rebounding and scoring margin.

Jan. 28: OKLAHOMA STATE »

- Finished 12-20 last season, 3-15 in Big 12 match-ups. Picked to finish seventh in the league this season.
- Return top two leading scorers, Phil Forte III and Jawun Evans. Evans also led the team last season in assists per game. Leyton Hammonds returns as well for the Cowboys who led the team in rebounds per game a year season ago.
- Finished second in the Big 12 in scoring defense, free throw percentage and field goal percentage defense.

at guard... a six-three junior... from Jackson, Tennessee... number zero...

JAYLEN BARFORD



» @JBarford1 NEWS & NOTES »

- Junior college transfer from Motlow State Community College.
- Ranked at the No. 1 junior college transfer in the 2016 class.
- Named one of 15 Impact JUCO Transfers by Jon Rothstein.
- Led the nation last year in scoring at 26.2 points per game and paced the country in field goals made (310-527) and total point (837).
- Scored 20+ points 31 times in JUCO, 30+ 12 times.
- Was named First Team All-American and TCCAA Player of the Year last season.
- Scored a career-high 17 pts, six rebounds and three steals in the win vs. UT Arlington.
- Has scored in double-figures in three out of the first four games and has multiple assists in each game.

» GAME-BY-GAME STATS »

Opponent	Date	gs	min	Total		3-Pointers		Free throws		Rebounds								pts	avg		
				fg	fga	pct	3fg	3fga	pct	ft	fta	pct	off	def	tot	avg	pf			a	t/o
FORT WAYNE	11/11/16	*	27	4-9	.444	1-1	1.000	1-2	.500	1	4	5	5.0	3	4	2	0	1	10	10.0	
SOUTHERN ILLINOIS	11/14/16	*	22	4-7	.571	1-2	.500	0-2	.000	0	2	2	3.5	2	2	0	0	0	9	9.5	
UT ARLINGTON	11/18/16	*	31	6-12	.500	1-2	.500	4-6	.667	3	3	6	4.3	1	2	6	0	3	17	12.0	
at Minnesota	11/22/16	*	25	5-9	.556	0-1	.000	2-2	1.000	1	1	2	3.8	3	2	2	0	1	12	12.0	
Totals			4	105	19-37	.514	3-6	.500	7-12	.583	5	10	15	3.8	9	10	12	0	5	48	12.0

Games played: 4
Minutes/game: 26.3
Points/game: 12.0
FG Pct: 51.4
3FG Pct: 50.0
FT Pct: 58.3

Rebounds/game: 3.8
Assists/game: 2.5
Turnovers/game: 3.0
Assist/turnover ratio: 0.8
Steals/game: 1.3

» SEASON/CAREER HIGHS »

POINTS

Season: 17 vs. UT Arlington (11/18/16)
Career: 17 vs. UT Arlington (11/18/16)

FIELD GOALS

Season: 6 vs. UT Arlington (11/18/16)
Career: 6 vs. UT Arlington (11/18/16)

FIELD GOALS ATTEMPTED

Season: 12 vs. UT Arlington (11/18/16)
Career: 12 vs. UT Arlington (11/18/16)

3-POINT FIELD GOALS

Season: 1 (3x) last vs. UT Arlington (11/18/16)
Career: 1 (3x) last vs. UT Arlington (11/18/16)

3-POINT FG ATTEMPTS

Season: 2 (2x) last vs. UT Arlington (11/18/16)
Career: 2 (2x) last vs. UT Arlington (11/18/16)

FREE THROWS MADE

Season: 4 vs. UT Arlington (11/18/16)
Career: 4 vs. UT Arlington (11/18/16)

FREE THROWS ATTEMPTS

Season: 6 vs. UT Arlington (11/18/16)
Career: 6 vs. UT Arlington (11/18/16)

REBOUNDS

Season: 6 vs. UT Arlington (11/18/16)
Career: 6 vs. UT Arlington (11/18/16)

ASSISTS

Season: 4 vs. Fort Wayne (11/11/16)
Career: 4 vs. Fort Wayne (11/11/16)

STEALS

Season: 3 vs. UT Arlington (11/18/16)
Career: 3 vs. UT Arlington (11/18/16)

BLOCKS

Season: --
Career: --

MINUTES

Season: 31 vs. UT Arlington (11/18/16)
Career: 31 vs. UT Arlington (11/18/16)

» CAREER STATISTICS AT ARKANSAS »

			Total		3-Point		F-Throws		Rebounds											Scoring	
Season	gp-gs	min/avg	fg-fga	pct	fg-fga	pct	ft-fa	pct	off	def	tot	avg	pf	fo	ast	to	blk	stl	pts	avg	
2016-17	4-4	105/26.3	19-37	.514	3-6	.500	7-12	.583	5	10	15	3.8	9	0	10	12	0	5	48	12.0	
TOTAL	4-4	105/26.3	19-37	.514	3-6	.500	7-12	.583	5	10	15	3.8	9	0	10	12	0	5	48	12.0	

at forward... a six-nine junior... from Madison, Arkansas... number one...

TREY THOMPSON



» @T_Top24 NEWS & NOTES »

- Scheduled to graduate early in December with a degree in recreation and sport management.
- Averaged 3.1 points and 4.3 rebounds per game last season as a sophomore.
- Scored a career high 13 points against LSU (2/23/16) after going a perfect 6-6 from the field.
- Recorded a career high nine rebounds and four blocked shots against Texas Tech last season (1/30/16).
- Went to high school with teammate RJ Glasper.

» GAME-BY-GAME STATS »

Opponent	Date	gs	min	Total		3-Pointers		Free throws		Rebounds				pf	a	t/o	blk	stl	pts	avg
				fg-fga	pct	3fg-fga	pct	ft-fa	pct	off	def	tot	avg							
FORT WAYNE	11/11/16	13		2-2	1.000	0-0	.000	1-2	.500	0	4	4	4.0	3	1	0	2	0	5	5.0
SOUTHERN ILLINOIS	11/14/16	15		1-3	.333	0-0	.000	2-2	1.000	1	3	4	4.0	3	1	1	0	1	4	4.5
UT ARLINGTON	11/18/16	7		1-2	.500	0-0	.000	1-1	1.000	3	1	4	4.0	2	0	2	0	0	3	4.0
at Minnesota	11/22/16	13		0-0	.000	0-0	.000	0-0	.000	0	3	3	3.8	1	2	1	0	0	0	3.0
Totals		0	48	4-7	.571	0-0	.000	4-5	.800	4	11	15	3.8	9	4	4	2	1	12	3.0

Games played: 4
Minutes/game: 12.0
Points/game: 3.0
FG Pct: 57.1
FT Pct: 80.0

Rebounds/game: 3.8
Assists/game: 1.0
Turnovers/game: 1.0
Assist/turnover ratio: 1.0
Steals/game: 0.3
Blocks/game: 0.5

» SEASON/CAREER HIGHS »

POINTS

Season: 5 vs. Fort Wayne (11/11/16)
Career: 13 vs. LSU (Feb. 23, 2016)

FIELD GOALS

Season: 2 vs. Fort Wayne (11/11/16)
Career: 6 vs. LSU (Feb. 23, 2016)

FIELD GOALS ATTEMPTED

Season: 3 vs. Southern Illinois (11/14/16)
Career: 7 vs. Tennessee Tech (Dec. 12, 2015)

3-POINT FIELD GOALS

Season: --
Career: --

3-POINT FG ATTEMPTS

Season: --
Career: --

FREE THROWS MADE

Season: 2 vs. Southern Illinois (11/14/16)
Career: 4 at Texas A&M (Jan. 2, 2016)

FREE THROWS ATTEMPTS

Season: 2 (2x) last vs. Southern Illinois (11/14/16)
Career: 5 at Texas A&M (Jan. 2, 2016)

REBOUNDS

Season: 4 (3x) last vs. UT Arlington (11/18/16)
Career: 9 vs. Texas Tech (Jan. 30, 2016)

ASSISTS

Season: 2 at Minnesota (11/22/16)
Career: 5 vs. North Florida (12/22/15)

STEALS

Season: 1 vs. Southern Illinois (11/14/16)
Career: 1, 14x, last vs. South Carolina (March 5, 2016)

BLOCKS

Season: 2 vs. Fort Wayne (11/11/16)
Career: 4 vs. Texas Tech (Jan. 30, 2016)

MINUTES

Season: 15 vs. Southern Illinois (11/14/16)
Career: 29 vs. LSU (Feb. 23, 2016)

» CAREER STATISTICS AT ARKANSAS »

			Total		3-Point		F-Throws		Rebounds										Scoring	
Season	gp-gs	min/avg	fg-fga	pct	fg-fga	pct	ft-fa	pct	off	def	tot	avg	pf	fo	ast	to	blk	stl	pts	avg
2014-15	14-0	33/2.4	1-5	.200	0-0	.000	3-3	1.000	3	3	6	0.4	3	0	1	4	1	1	5	0.4
2015-16	29-1	503/17.3	37-61	.607	0-0	.000	16-31	.516	28	96	124	4.3	88	6	36	33	27	13	90	3.1
2016-17	4-0	48/12.0	4-7	.571	0-0	.000	4-5	.800	4	11	15	3.8	9	0	4	4	2	1	12	3.0
TOTAL	47-1	584/12.4	42-73	.575	0-0	.000	23-39	.590	35	110	145	3.1	100	6	41	41	30	15	107	2.3

at forward... a **six-six** freshman... from Campti, **Louisiana**... number **two**...

ADRIOBAILEY



@AdrioBailey NEWS & NOTES »

- Ranked the No. 11 player in the state of Louisiana.
- Ranked the No. 50 small forward in the 2016 class by Rivals.com.
- Averaged 19.5 points, 12.7 rebounds and 3.9 blocks per game last season as a senior in high school.

» GAME-BY-GAME STATS »

Opponent	Date	gs	min	Total		3-Pointers		Free throws		Rebounds				pf	a	t/o	blk	stl	pts	avg
				fg-fga	pct	3fg-fga	pct	ft-fa	pct	off	def	tot	avg							
FORT WAYNE	11/11/16	3		0-0	.000	0-0	.000	0-0	.000	0	1	1	1.0	1	0	1	0	0	0	0.0
SOUTHERN ILLINOIS	11/14/16	7		0-1	.000	0-0	.000	0-2	.000	1	0	1	1.0	1	0	3	0	0	0	0.0
UT ARLINGTON	11/18/16	dnp		-	-	-	-	-	-	-	-	-	-	-	-	-	-	-	-	-
at Minnesota	11/22/16	5		0-1	.000	0-0	.000	0-0	.000	0	1	1	1.0	0	0	0	0	0	0	0.0
Totals		0	15	0-2	.000	0-0	.000	0-2	.000	1	2	3	1.0	2	0	4	0	0	0	0.0

Games played: 3
Minutes/game: 5.0
FG Pct: 0.0
FT Pct: 0.0

Rebounds/game: 1.0
Turnovers/game: 1.3

» SEASON/CAREER HIGHS »

POINTS

Season: --

Career: --

FIELD GOALS

Season: --

Career: --

FIELD GOALS ATTEMPTED

Season: 1 (2x) last at Minnesota (11/22/16)

Career: 1 (2x) last at Minnesota (11/22/16)

3-POINT FIELD GOALS

Season: --

Career: --

3-POINT FG ATTEMPTS

Season: --

Career: --

FREE THROWS MADE

Season: --

Career: --

FREE THROWS ATTEMPTS

Season: 2 vs. Southern Illinois (11/14/16)

Career: 2 vs. Southern Illinois (11/14/16)

REBOUNDS

Season: 1 (2x) last at Minnesota (11/22/16)

Career: 1 (2x) last at Minnesota (11/22/16)

ASSISTS

Season: --

Career: --

STEALS

Season: --

Career: --

BLOCKS

Season: --

Career: --

MINUTES

Season: 7 vs. Southern Illinois (11/14/16)

Career: 7 vs. Southern Illinois (11/14/16)

» CAREER STATISTICS AT ARKANSAS »

			Total		3-Point		F-Throws		Rebounds											Scoring	
Season	gp-gs	min/avg	fg-fga	pct	fg-fga	pct	ft-fa	pct	off	def	tot	avg	pf	fo	ast	to	blk	stl	pts	avg	
2016-17	3-0	15/5.0	0-2	.000	0-0	.000	0-2	.000	1	2	3	1.0	2	0	0	4	0	0	0	0.0	
TOTAL	3-0	15/5.0	0-2	.000	0-0	.000	0-2	.000	1	2	3	1.0	2	0	0	4	0	0	0	0.0	

at guard... a **six-three** redshirt-senior... from Little Rock, **Arkansas**... number **three**...

DUSTY HANNAHS



» @D_Hannahs NEWS & NOTES »

- Has reached double-digits in 12 straight contests dating back to last season.
- Is 38-of-42 (.905) from the free throw line over the last seven games.
- Reached the 1,000 point club for his career in the season opener with a 23-point effort.
- Named to the Preseason Second Team All-SEC as voted on by the league coaches.
- One of 20 players on the Jerry West Shooting Guard of the Year Award watch list.
- Ranked No. 97 player in the nation by CBS Sports.
- Leads all returners in the SEC in three-point field goals made (81) and three-point field goal percentage (.433).

» GAME-BY-GAME STATS »

Opponent	Date	gs	min	Total fg-fga	pct	3-Pointers 3fg-fga	pct	Free throws ft-fa	pct	Rebounds off	def	tot	avg	pf	a	t/o	blk	stl	pts	avg
FORT WAYNE	11/11/16	*	30	7-17	.412	1-6	.167	8-10	.800	1	0	1	1.0	1	2	1	0	1	23	23.0
SOUTHERN ILLINOIS	11/14/16	*	20	5-7	.714	5-6	.833	4-4	1.000	1	4	5	3.0	2	1	1	0	0	19	21.0
UT ARLINGTON	11/18/16	*	27	2-10	.200	2-7	.286	5-6	.833	1	0	1	2.3	1	2	0	0	1	11	17.7
at Minnesota	11/22/16	*	29	7-12	.583	1-2	.500	5-5	1.000	1	1	2	2.3	1	0	3	0	0	20	18.3
Totals			4	106	21-46	.457	9-21	.429	22-25	.880	4	5	9	2.3	5	5	0	2	73	18.3

Games played: 4
Minutes/game: 26.5
Points/game: 18.3
FG Pct: 45.7
3FG Pct: 42.9
FT Pct: 88.0

Rebounds/game: 2.3
Assists/game: 1.3
Turnovers/game: 1.3
Assist/turnover ratio: 1.0
Steals/game: 0.5

» SEASON/CAREER HIGHS »

POINTS

Season: 23 vs. Fort Wayne (11/11/16)
Career: 33 vs. Florida (March 10, 2016)

FIELD GOALS

Season: 7 (2x) last at Minnesota (11/22/16)
Career: 12 vs. Florida (March 10, 2016)

FIELD GOALS ATTEMPTED

Season: 17 vs. Fort Wayne (11/11/16)
Career: 23 vs. Florida (March 10, 2016)

3-POINT FIELD GOALS

Season: 5 vs. Southern Illinois (11/14/16)
Career: 8 vs. Mississippi State (Jan. 9, 2016)

3-POINT FG ATTEMPTS

Season: 6 vs. Southern Illinois (11/14/16)
Career: 13 vs. Mississippi State (Jan. 9, 2015)

FREE THROWS MADE

Season: 8 vs. Fort Wayne (11/11/16)
Career: 10 vs. Evansville (Dec. 8, 2015)

FREE THROWS ATTEMPTS

Season: 10 vs. Fort Wayne (11/11/16)
Career: 10, 3x, last vs. Fort Wayne (11/11/16)

REBOUNDS

Season: 5 vs. Southern Illinois (11/14/16)
Career: 6, 2x, last vs. Missouri (Feb. 20, 2016)

ASSISTS

Season: 2 (2x) last vs. UT Arlington (11/18/16)
Career: 6 at West Virginia (Jan. 22, 2014)^

STEALS

Season: 1 (2x) last vs. UT Arlington (11/18/16)
Career: 3, 2x, last vs. Mississippi State (Jan. 9, 2015)

BLOCKS

Season: --
Career: 1, 2x, last at Arizona State (Dec. 21, 2013)^

MINUTES

Season: 30 vs. Fort Wayne (11/11/16)
Career: 40 vs. Texas Tech (Jan. 30, 2016)

^ - at Texas Tech

» CAREER STATISTICS AT ARKANSAS »

Season	gp-gs	min/avg	Total fg-fga	pct	3-Point fg-fga	pct	F-Throws ft-fa	pct	Rebounds off	def	tot	avg	Scoring pf	fo	ast	to	blk	stl	pts	avg
2015-16	32-20	866/27.1	174-380	.458	81-187	.433	100-115	.870	19	58	77	2.4	68	0	29	41	0	20	529	16.5
2016-17	4-4	106/26.5	21-46	.457	9-21	.429	22-25	.880	4	5	9	2.3	5	0	5	5	0	2	73	18.3
TOTAL	36-24	972/27.0	195-426	.458	90-208	.433	122-140	.871	23	63	86	2.4	73	0	34	46	0	22	602	16.7

at guard... a **six-three** junior... from Little Rock, **Arkansas**... number **four**...

DARYL MACON



» @YoD4__ NEWS & NOTES »

- Daryl Macon is the only player in the last 30 years to have 13+ points, 7+ rebounds, 5+ assists and 4+ steals in his Razorback debut. (Via @HogStats)
- Has scored at least 12 points in three of the four games this season.
- Junior college transfer from Holmes Community College.
- Ranked as the No. 3 junior college transfer in the 2016 class.
- Named one of 15 Impact JUCO Transfers by Jon Rothstein.
- Averaged 23.9 points, 3.7 rebounds, and 3.2 assists per game as a sophomore at Holmes CC.
- Reached double figures 17 of 18 games last season, while scoring 20+ 12 times.

» GAME-BY-GAME STATS »

Opponent	Date	gs	min	Total fg-fga	pct	3-Pointers 3fg-fga	pct	Free throws ft-fa	pct	Rebounds off	def	tot	avg	pf	a	t/o	blk	sti	pts	avg
FORT WAYNE	11/11/16	*	33	5-11	.455	2-6	.333	1-2	.500	2	5	7	7.0	3	5	4	0	4	13	13.0
SOUTHERN ILLINOIS	11/14/16	*	20	4-6	.667	4-6	.667	0-0	.000	0	2	2	4.5	2	5	0	1	1	12	12.5
UT ARLINGTON	11/18/16	*	26	2-6	.333	0-3	.000	3-4	.750	0	2	2	3.7	4	0	1	0	2	7	10.7
at Minnesota	11/22/16	*	26	4-11	.364	0-4	.000	4-4	1.000	1	4	5	4.0	1	1	5	0	2	12	11.0
Totals			4	105	15-34	.441	6-19	.316	8-10	.800	3	13	16	4.0	10	11	10	1	44	11.0

Games played: 4
Minutes/game: 26.3
Points/game: 11.0
FG Pct: 44.1
3FG Pct: 31.6
FT Pct: 80.0

Rebounds/game: 4.0
Assists/game: 2.8
Turnovers/game: 2.5
Assist/turnover ratio: 1.1
Steals/game: 2.3
Blocks/game: 0.3

» SEASON/CAREER HIGHS »

POINTS

Season: 13 vs. Fort Wayne (11/11/16)
Career: 13 vs. Fort Wayne (11/11/16)

FIELD GOALS

Season: 5 vs. Fort Wayne (11/11/16)
Career: 5 vs. Fort Wayne (11/11/16)

FIELD GOALS ATTEMPTED

Season: 11 (2x) last at Minnesota (11/22/16)
Career: 11 (2x) last at Minnesota (11/22/16)

3-POINT FIELD GOALS

Season: 4 vs. Southern Illinois (11/14/16)
Career: 2 vs. Fort Wayne (11/11/16)

3-POINT FG ATTEMPTS

Season: 6 (2x) last vs. Southern Illinois (11/14/16)
Career: 6 (2x) last vs. Southern Illinois (11/14/16)

FREE THROWS MADE

Season: 4 at Minnesota (11/22/16)
Career: 4 at Minnesota (11/22/16)

FREE THROWS ATTEMPTS

Season: 4 (2x) last at Minnesota (11/22/16)
Career: 4 (2x) last at Minnesota (11/22/16)

REBOUNDS

Season: 7 vs. Fort Wayne (11/11/16)
Career: 7 vs. Fort Wayne (11/11/16)

ASSISTS

Season: 5 (2x) last vs. Southern Illinois (11/14/16)
Career: 5 (2x) last vs. Southern Illinois (11/14/16)

STEALS

Season: 4 vs. Fort Wayne (11/11/16)
Career: 4 vs. Fort Wayne (11/11/16)

BLOCKS

Season: 1 vs. Southern Illinois (11/14/16)
Career: 1 vs. Southern Illinois (11/14/16)

MINUTES

Season: 33 vs. Fort Wayne (11/11/16)
Career: 33 vs. Fort Wayne (11/11/16)

» CAREER STATISTICS AT ARKANSAS »

Season	gp-gs	min/avg	Total fg-fga	pct	3-Point fg-fga	pct	F-Throws ft-fa	pct	Rebounds off	def	tot	avg	pf	fo	ast	to	blk	sti	Scoring pts	avg
2016-17	4-4	105/26.3	15-34	.441	6-19	.316	8-10	.800	3	13	16	4.0	10	0	11	10	1	9	44	11.0
TOTAL	4-4	105/26.3	15-34	.441	6-19	.316	8-10	.800	3	13	16	4.0	10	0	11	10	1	9	44	11.0

at forward... a six-eight junior... from St. Louis, Missouri... number five...

ARLANDO COOK



@ ballxbooks NEWS & NOTES »

- Junior college transfer from Connors State College
- Ranked as the No. 6 junior college transfer in the 2016 class.
- Averaged 16.0 points and 10.1 rebounds per game last season as a sophomore at Connors State College.
- Totaled 15 double-doubles, eight 20-point games and 16 10+ rebound performances last season.
- Three of his four baskets against Southern Illinois were lay-ups in transition.

» GAME-BY-GAME STATS »

Opponent	Date	gs	min	Total		3-Pointers		Free throws		Rebounds								pts	avg	
				fg-fga	pct	3fg-fga	pct	ft-fa	pct	off	def	tot	avg	pf	a	t/o	blk			stl
FORT WAYNE	11/11/16	5		0-0	.000	0-0	.000	0-0	.000	0	0	0	0.0	3	0	2	0	0	0	0.0
SOUTHERN ILLINOIS	11/14/16	13		4-8	.500	0-0	.000	1-1	1.000	0	2	2	1.0	0	0	1	1	1	9	4.5
UT ARLINGTON	11/18/16	13		0-2	.000	0-0	.000	1-2	.500	1	0	1	1.0	0	0	1	1	1	1	3.3
at Minnesota	11/22/16	14		2-3	.667	0-0	.000	0-0	.000	0	0	0	0.8	4	0	3	1	1	4	3.5
Totals		0	45	6-13	.462	0-0	.000	2-3	.667	1	2	3	0.8	7	0	7	3	3	14	3.5

Games played: 4
Minutes/game: 11.3
Points/game: 3.5
FG Pct: 46.2
FT Pct: 66.7

Rebounds/game: 0.8
Turnovers/game: 1.8
Steals/game: 0.8
Blocks/game: 0.8

» SEASON/CAREER HIGHS »

POINTS

Season: 9 vs. Southern Illinois (11/14/16)
Career: 9 vs. Southern Illinois (11/14/16)

FIELD GOALS

Season: 4 vs. Southern Illinois (11/14/16)
Career: 4 vs. Southern Illinois (11/14/16)

FIELD GOALS ATTEMPTED

Season: 8 vs. Southern Illinois (11/14/16)
Career: 8 vs. Southern Illinois (11/14/16)

3-POINT FIELD GOALS

Season: --
Career: --

3-POINT FG ATTEMPTS

Season: --
Career: --

FREE THROWS MADE

Season: 1 (2x) vs. UT Arlington (11/18/16)
Career: 1 (2x) vs. UT Arlington (11/18/16)

FREE THROWS ATTEMPTS

Season: 2 vs. UT Arlington (11/18/16)
Career: 2 vs. UT Arlington (11/18/16)

REBOUNDS

Season: 2 vs. Southern Illinois (11/14/16)
Career: 2 vs. Southern Illinois (11/14/16)

ASSISTS

Season: --
Career: --

STEALS

Season: 1 (3x) last at Minnesota (11/22/16)
Career: 1 (3x) last at Minnesota (11/22/16)

BLOCKS

Season: 1 (3x) last at Minnesota (11/22/16)
Career: 1 (3x) last at Minnesota (11/22/16)

MINUTES

Season: 14 at Minnesota (11/22/16)
Career: 14 at Minnesota (11/22/16)

» CAREER STATISTICS AT ARKANSAS »

			Total		3-Point		F-Throws		Rebounds											Scoring	
Season	gp-gs	min/avg	fg-fga	pct	fg-fga	pct	ft-fa	pct	off	def	tot	avg	pf	fo	ast	to	blk	stl	pts	avg	
2016-17	4-0	45/11.3	6-13	.462	0-0	.000	2-3	.667	1	2	3	0.8	7	0	0	7	3	3	14	3.5	
TOTAL	4-0	45/11.3	6-13	.462	0-0	.000	2-3	.667	1	2	3	0.8	7	0	0	7	3	3	14	3.5	

at forward... a **six-eight** freshman... from Fort Wayne, **Indiana**... number **twelve**...

BRACHENHAZEN



@Brachen_ NEWS & NOTES »

- Saw his first action as a Razorback against Southern Illinois.
- Ranked the No. 7 player in the state of Indiana.
- No. 50 small forward in the 2016 class by 247Sports.
- Averaged 16.1 points, 9.3 rebounds, 2.6 assists, 1.4 steals and 1.8 blocks per game as a senior at Columbia City High School.

» GAME-BY-GAME STATS »

Opponent	Date	gs	min	Total		3-Pointers		Free throws		Rebounds				pf	a	t/o	blk	stl	pts	avg
				fg-fga	pct	3fg-fga	pct	ft-fa	pct	off	def	tot	avg							
FORT WAYNE	11/11/16		dnp																	
SOUTHERN ILLINOIS	11/14/16		8	0-0	.000	0-0	.000	0-0	.000	1	1	2	2.0	3	0	4	0	0	0.0	
UT ARLINGTON	11/18/16		dnp																	
at Minnesota	11/22/16		3	0-0	.000	0-0	.000	0-0	.000	0	0	0	1.0	0	0	0	0	0	0.0	
Totals		0	11	0-0	.000	0-0	.000	0-0	.000	1	1	2	1.0	3	0	4	0	0	0.0	

Games played: 2
Minutes/game: 5.5

Rebounds/game: 1.0
Turnovers/game: 2.0

» SEASON/CAREER HIGHS »

POINTS

Season:
Career:

FIELD GOALS

Season:
Career:

FIELD GOALS ATTEMPTED

Season:
Career:

3-POINT FIELD GOALS

Season:
Career:

3-POINT FG ATTEMPTS

Season:
Career:

FREE THROWS MADE

Season:
Career:

FREE THROWS ATTEMPTS

Season:
Career:

REBOUNDS

Season: 2 vs. Southern Illinois (11/14/16)
Career: 2 vs. Southern Illinois (11/14/16)

ASSISTS

Season:
Career:

STEALS

Season:
Career:

BLOCKS

Season:
Career:

MINUTES

Season: 8 vs. Southern Illinois (11/14/16)
Career: 8 vs. Southern Illinois (11/14/16)

» CAREER STATISTICS AT ARKANSAS »

Season	gp-gs	min/avg	Total fg-fga	pct	3-Point fg-fga	pct	F-Throws ft-fa	pct	Rebounds off def tot	avg	pf	fo	ast	to	blk	stl	Scoring pts	avg
2016-17	2-0	11/5.5	0-0	.000	0-0	.000	0-0	.000	1	1	2	1.0	3	0	0	4	0	0.0
TOTAL	2-0	11/5.5	0-0	.000	0-0	.000	0-0	.000	1	1	2	1.0	3	0	0	4	0	0.0

at forward... a **six-eight** redshirt junior... from Texarkana, **Texas**... number **thirteen**...

DUSTINTHOMAS



@YehThatsMe_DT13 NEWS & NOTES »

- Sat out the season due to NCAA four-year transfer rules.
- Averaged 4.0 points and 2.5 rebounds per game over two years at Colorado.
- Averaged 6.3 points and 3.5 rebounds in the first four games of the season.
- Scored a career high 17 points and three steals against Southern California his sophomore year.

» GAME-BY-GAME STATS »

Opponent	Date	gs	min	Total		3-Pointers		Free throws		Rebounds				pf	a	t/o	blk	sti	pts	avg	
				fg-fga	pct	3fg-fga	pct	ft-fa	pct	off	def	tot	avg								
FORT WAYNE	11/11/16	*	18	4-6	.667	0-0	.000	2-3	.667	1	5	6	6.0	5	0	3	0	0	10	10.0	
SOUTHERN ILLINOIS	11/14/16	*	18	1-3	.333	0-0	.000	0-0	.000	1	0	1	3.5	1	4	0	0	1	2	6.0	
UT ARLINGTON	11/18/16	*	28	1-3	.333	0-0	.000	6-8	.750	2	4	6	4.3	4	2	1	1	2	8	6.7	
at Minnesota	11/22/16	*	12	1-5	.200	0-0	.000	3-4	.750	1	1	2	3.8	4	0	1	0	0	5	6.3	
Totals			4	76	7-17	.412	0-0	.000	11-15	.733	5	10	15	3.8	14	6	5	1	3	25	6.3

Games played: 4
Minutes/game: 19.0
Points/game: 6.3
FG Pct: 41.2
FT Pct: 73.3

Rebounds/game: 3.8
Assists/game: 1.5
Turnovers/game: 1.3
Assist/turnover ratio: 1.2
Steals/game: 0.8
Blocks/game: 0.3

» SEASON/CAREER HIGHS »

POINTS

Season: 10 vs. Fort Wayne (11/11/16)
Career: 17 vs. USC (01/04/15)^

FIELD GOALS

Season: 4 vs. Fort Wayne (11/11/16)
Career: 5 (3x) last vs. Arizona State (03/01/15)^

FIELD GOALS ATTEMPTED

Season: 6 vs. Fort Wayne (11/11/16)
Career: 8 vs. Jackson State (11/16/13)^

3-POINT FIELD GOALS

Season: --
Career: 3 vs. USC (Jan. 4, 2015)^

3-POINT FG ATTEMPTS

Season: --
Career: 3 (3x) last vs. USC (01/04/15)^

FREE THROWS MADE

Season: 6 vs. UT Arlington (11/18/16)
Career: 6 vs. UT Arlington (11/18/16)

FREE THROWS ATTEMPTS

Season: 8 vs. UT Arlington (11/18/16)
Career: 8 (2x) last vs. UT Arlington (11/18/16)

REBOUNDS

Season: 6 (2x) last vs. UT Arlington (11/18/16)
Career: 7 vs. Drexel (11/14/14)^

ASSISTS

Season: 4 vs. Southern Illinois (11/14/16)
Career: 4 (2x) last vs. Southern Illinois (11/14/16)

STEALS

Season: 2 vs. UT Arlington (11/18/16)
Career: 3 vs. USC (01/04/15)^

BLOCKS

Season: 1 vs. UT Arlington (11/18/16)
Career: 2 (2x) last vs. California (02/12/15)^

MINUTES

Season: 28 vs. UT Arlington (11/18/16)
Career: 30 at UCLA (01/31/15)^

^ - at Colorado

» CAREER STATISTICS AT ARKANSAS »

Season	gp-gs	min/avg	Total fg-fga	pct	3-Point fg-fga	pct	F-Throws ft-fa	pct	Rebounds off def tot avg	pf	fo	ast	to	blk	sti	Scoring pts avg
2016-17	4-4	76/19.0	7-17	.412	0-0	.000	11-15	.733	5 10 15 3.8	14	1	6	5	1	3	25 6.3
TOTAL	4-4	76/19.0	7-17	.412	0-0	.000	11-15	.733	5 10 15 3.8	14	1	6	5	1	3	25 6.3

at guard... a **six-three** senior... from Fayetteville, **Arkansas**... number **twenty-one**...

MANNY WATKINS



» @ManualeWatkins NEWS & NOTES »

- Averaging 6.3 points and 3.3 rebounds in the first four games of the season.
- After having six double-digit scoring efforts in his first 76 games, he opened the 2016-17 campaign with a 10-point effort against Fort Wayne.
- Son of Associate Head Coach Melvin Watkins.
- Averaged 5.1 points and 3.0 rebounds per game as a junior.

» GAME-BY-GAME STATS »

Opponent	Date	gs	min	Total		3-Pointers		Free throws		Rebounds				pf	a	t/o	blk	stl	pts	avg
				fg	fga	pct	3fg	3fga	ft	fta	off	def	tot							
FORT WAYNE	11/11/16	27		5-6	.833	0-0	.000	0-0	.000	0	3	3	3.0	2	2	0	0	10	10.0	
SOUTHERN ILLINOIS	11/14/16	21		2-5	.400	0-0	.000	0-0	.000	2	1	3	3.0	2	4	0	0	4	7.0	
UT ARLINGTON	11/18/16	20		3-5	.600	0-0	.000	1-1	1.000	1	2	3	3.0	0	1	0	0	7	7.0	
at Minnesota	11/22/16	22		2-6	.333	0-0	.000	0-0	.000	2	2	4	3.3	3	1	1	0	3	6.3	
Totals		0	90	12-22	.545	0-0	.000	1-1	1.000	5	8	13	3.3	7	8	1	0	25	6.3	

Games played: 4
Minutes/game: 22.5
Points/game: 6.3
FG Pct: 54.5
FT Pct: 100.0

Rebounds/game: 3.3
Assists/game: 2.0
Turnovers/game: 0.3
Assist/turnover ratio: 8.0
Steals/game: 1.3

» SEASON/CAREER HIGHS »

POINTS

Season: 10 vs. Fort Wayne (11/11/16)
Career: 14, 2x, last at Wake Forest (12/04/15)

FIELD GOALS

Season: 5 vs. Fort Wayne (11/11/16)
Career: 6 at Wake Forest (12/04/15)

FIELD GOALS ATTEMPTED

Season: 6 (2x) last at Minnesota (11/22/16)
Career: 10 at Texas A&M (01/02/16)

3-POINT FIELD GOALS

Season: --
Career: --

3-POINT FG ATTEMPTS

Season: --
Career: 2 vs. Iona (11/30/14)

FREE THROWS MADE

Season: 1 vs. UT Arlington (11/18/16)
Career: 4 vs. Charleston Southern (11/20/15)

FREE THROWS ATTEMPTS

Season: 1 vs. UT Arlington (11/18/16)
Career: 4, 6x, last vs. Tennessee (02/06/16)

REBOUNDS

Season: 4 at Minnesota (11/22/16)
Career: 9 vs. Northwestern State (12/01/15)

ASSISTS

Season: 4 vs. Southern Illinois (11/14/16)
Career: 5, 2x, last vs. Northwestern State (12/01/15)

STEALS

Season: 3 at Minnesota (11/22/16)
Career: 5 vs. Wake Forest (11/19/14)

BLOCKS

Season: --
Career: 1, 3x, last vs. Auburn (02/17/16)

MINUTES

Season: 27 vs. Fort Wayne (11/11/16)
Career: 36 at Dayton (12/30/15)

» CAREER STATISTICS AT ARKANSAS »

			Total		3-Point		F-Throws		Rebounds											Scoring	
Season	gp-gs	min/avg	fg-fga	pct	fg-fga	pct	ft-fla	pct	off	def	tot	avg	pf	fo	ast	to	blk	stl	pts	avg	
2013-14	8-0	27/3.4	2-3	.667	0-0	.000	1-2	.500	1	3	4	0.5	2	0	1	2	0	3	5	0.6	
2014-15	36-0	502/13.9	38-68	.559	0-7	.000	17-24	.708	17	56	73	2.0	54	0	39	28	0	37	93	2.6	
2015-16	32-9	629/19.7	69-145	.476	0-1	.000	25-46	.543	29	67	96	3.0	55	1	66	24	3	28	163	5.1	
2016-17	4-0	90/22.5	12-22	.545	0-0	.000	1-1	1.000	5	8	13	3.3	7	0	8	1	0	5	25	6.3	
TOTAL	80-9	1248/15.6	121-238	.508	0-8	.000	44-73	.603	52	134	186	2.3	118	1	114	55	3	73	286	3.6	

at guard... a **six-five** freshman... from Birmingham, **Alabama**... number **twenty-three**...

C.J. JONES



@CJ_Jones2 NEWS & NOTES »

- Saw his first action in the Southern Illinois game, scoring 11 points on 2-of-4 shooting from behind the arc, 3-of-5 from the field.
- His first two baskets as a Razorback were a wide open 3-pointer 33 seconds after subbing in, followed by an alley-oop dunk from Anton Beard shortly after.
- Sat out the season opener due to an injury (sprained knee).
- Ranked as the No. 6 player in the state of Alabama.
- Led his high school team in scoring his final two seasons.
- Averaged 28 points, 6 rebounds, 4 assists and 3 steals per game as a senior.

» GAME-BY-GAME STATS »

Opponent	Date	gs	min	Total		3-Pointers		Free throws		Rebounds				pf	a	t/o	blk	stl	pts	avg
				fg-fga	pct	3fg-fga	pct	ft-fia	pct	off	def	tot	avg							
FORT WAYNE	11/11/16	dnp		-	-	-	-	-	-	-	-	-	-	-	-	-	-	-	-	-
SOUTHERN ILLINOIS	11/14/16	17		3-5	.600	2-4	.500	3-3	1.000	0	2	2	2.0	2	0	0	0	0	11	11.0
UT ARLINGTON	11/18/16	dnp		-	-	-	-	-	-	-	-	-	-	-	-	-	-	-	-	-
at Minnesota	11/22/16	4		0-0	.000	0-0	.000	0-0	.000	0	0	0	1.0	1	0	1	0	0	0	5.5
Totals		0	21	3-5	.600	2-4	.500	3-3	1.000	0	2	2	1.0	3	0	1	0	0	11	5.5

Games played: 2
Minutes/game: 10.5
Points/game: 5.5
FG Pct: 60.0
3FG Pct: 50.0
FT Pct: 100.0

Rebounds/game: 1.0
Turnovers/game: 0.5

» SEASON/CAREER HIGHS »

POINTS

Season: 11 vs. Southern Illinois (11/14/16)
Career: 11 vs. Southern Illinois (11/14/16)

FIELD GOALS

Season: 3 vs. Southern Illinois (11/14/16)
Career: 3 vs. Southern Illinois (11/14/16)

FIELD GOALS ATTEMPTED

Season: 5 vs. Southern Illinois (11/14/16)
Career: 5 vs. Southern Illinois (11/14/16)

3-POINT FIELD GOALS

Season: 2 vs. Southern Illinois (11/14/16)
Career: 2 vs. Southern Illinois (11/14/16)

3-POINT FG ATTEMPTS

Season: 4 vs. Southern Illinois (11/14/16)
Career: 4 vs. Southern Illinois (11/14/16)

FREE THROWS MADE

Season: 3 vs. Southern Illinois (11/14/16)
Career: 3 vs. Southern Illinois (11/14/16)

FREE THROWS ATTEMPTS

Season: 3 vs. Southern Illinois (11/14/16)
Career: 3 vs. Southern Illinois (11/14/16)

REBOUNDS

Season: 2 vs. Southern Illinois (11/14/16)
Career: 2 vs. Southern Illinois (11/14/16)

ASSISTS

Season: --
Career: --

STEALS

Season: --
Career: --

BLOCKS

Season: --
Career: --

MINUTES

Season: 17 vs. Southern Illinois (11/14/16)
Career: 17 vs. Southern Illinois (11/14/16)

» CAREER STATISTICS AT ARKANSAS »

			Total		3-Point		F-Throws		Rebounds											Scoring	
Season	gp-gs	min/avg	fg-fga	pct	fg-fga	pct	ft-fa	pct	off	def	tot	avg	pf	fo	ast	to	blk	stl	pts	avg	
2016-17	2-0	21/10.5	3-5	.600	2-4	.500	3-3	1.000	0	2	2	1.0	3	0	0	1	0	0	11	5.5	
TOTAL	2-0	21/10.5	3-5	.600	2-4	.500	3-3	1.000	0	2	2	1.0	3	0	0	1	0	0	11	5.5	

at guard... a **six-foot** junior... from North Little Rock, **Arkansas**... number **thirty one**...

ANTON BEARD



» @AntonBeard31 NEWS & NOTES »

- Has 13 assists and only two turnovers to start the season.
- Is second in the SEC in assist/turnover ratio at 6.5.
- Scored 12 points in the second half against UT Arlington.
- Recorded a career-high six assists in the victory over Southern Illinois.
- Five of his seven double-digit efforts last season came against SEC opponents.
- Scored a career high 18 points at Georgia (1/23/16) last season on 5 of 9 shooting from the field.

» GAME-BY-GAME STATS »

Opponent	Date	gs	min	Total fg-fga	pct	3-Pointers 3fg-fga	pct	Free throws ft-fa	pct	Rebounds off	def	tot	avg	pf	a	t/o	blk	stl	pts	avg
FORT WAYNE	11/11/16	16		4-6	.667	2-3	.667	2-3	.667	0	1	1	1.0	4	3	0	0	2	12	12.0
SOUTHERN ILLINOIS	11/14/16	17		2-6	.333	1-4	.250	0-0	.000	1	0	1	1.0	1	6	1	0	1	5	8.5
UT ARLINGTON	11/18/16	18		4-8	.500	2-3	.667	2-2	1.000	1	5	6	2.7	2	2	0	0	0	12	9.7
at Minnesota	11/22/16	20		2-6	.333	0-1	.000	0-0	.000	5	0	5	3.3	1	2	1	0	0	4	8.3
Totals		0	71	12-26	.462	5-11	.455	4-5	.800	7	6	13	3.3	8	13	2	0	3	33	8.3

Games played: 4
Minutes/game: 17.8
Points/game: 8.3
FG Pct: 46.2
3FG Pct: 45.5
FT Pct: 80.0

Rebounds/game: 3.3
Assists/game: 3.3
Turnovers/game: 0.5
Assist/turnover ratio: 6.5
Steals/game: 0.8

» SEASON/CAREER HIGHS »

POINTS

Season: 12 (2x) last vs. UT Arlington (11/18/16)
Career: 18 at Georgia (Jan. 23, 2016)

FIELD GOALS

Season: 4 (2x) last vs. UT Arlington (11/18/16)
Career: 5, 4x, last at Missouri (Jan. 12, 2016)

FIELD GOALS ATTEMPTED

Season: 8 vs. UT Arlington (11/18/16)
Career: 13 at Dayton (Dec. 30, 2015)

3-POINT FIELD GOALS

Season: 2 (2x) last vs. UT Arlington (11/18/16)
Career: 4 at Ole Miss (Feb. 14, 2015)

3-POINT FG ATTEMPTS

Season: 4 vs. Southern Illinois (11/14/16)
Career: 7 at Dayton (Dec. 30, 2015)

FREE THROWS MADE

Season: 2 (2x) last vs. UT Arlington (11/18/16)
Career: 7 at Georgia (Jan. 23, 2016)

FREE THROWS ATTEMPTS

Season: 3 vs. Fort Wayne (11/11/16)
Career: 9 at Georgia (Jan. 23, 2016)

REBOUNDS

Season: 6 vs. UT Arlington (11/18/16)
Career: 7 vs. Delaware State (Nov. 21, 2015)

ASSISTS

Season: 6 vs. Southern Illinois (11/14/16)
Career: 5, 4x, last at Dayton (Dec. 30, 2015)

STEALS

Season: 2 vs. Fort Wayne (11/11/16)
Career: 5 vs. Milwaukee (Dec. 22, 2014)

BLOCKS

Season: --
Career: 1 at Missouri (Jan. 12, 2016)

MINUTES

Season: 20 at Minnesota (11/22/16)
Career: 33 vs. Tennessee (March 13, 2015)

» CAREER STATISTICS AT ARKANSAS »

Season	gp-gs	min/avg	Total fg-fga	pct	3-Point fg-fga	pct	F-Throws ft-fa	pct	Rebounds off	def	tot	avg	pf	fo	ast	to	blk	stl	Scoring pts	avg
2014-15	35-16	662/18.9	66-172	.384	31-88	.352	35-55	.636	31	36	67	1.9	84	4	53	32	0	35	198	5.7
2015-16	23-1	481/20.9	57-164	.348	19-66	.288	27-42	.643	13	40	53	2.3	53	2	41	17	2	24	160	7.0
2016-17	4-0	71/17.8	12-26	.462	5-11	.455	4-5	.800	7	6	13	3.3	8	0	13	2	0	3	33	8.3
TOTAL	62-17	1214/19.6	135-362	.373	55-165	.333	66-102	.647	51	82	133	2.1	145	6	107	51	2	62	391	6.3

at forward... a **six-ten** senior... from Abuja, **Nigeria**... number **thirty-three**...

MOSES KINGSLEY



>> @KingMoses_ NEWS & NOTES >>

- Is second in the country with 4.8 blocks per game.
- Has more blocks than 220 of the 351 Division I college basketball teams in the nation.
- Is currently the SEC's active leader in double-doubles with 18.
- Finished one rebound, one point and three blocks away from his first triple-double in the season opener.
- Preseason SEC Player of the Year (Media). Third in school history (Ronnie Brewer/Joe Johnson).
- Preseason first team All-SEC (Coaches).
- On watch lists for the Wooden Award, Naismith Trophy, Kareem Abdul-Jabbar Award and Lute Olson Award.

>> GAME-BY-GAME STATS >>

Opponent	Date	gs	min	Total		3-Pointers		Free throws		Rebounds				pf	a	t/o	blk	stl	pts	avg	
				fg-fga	pct	3fg-fga	pct	ft-fa	pct	off	def	tot	avg								
FORT WAYNE	11/11/16	*	28	4-9	.444	0-0	.000	1-2	.500	3	6	9	9.0	4	3	0	7	1	9	9.0	
SOUTHERN ILLINOIS	11/14/16	*	22	4-10	.400	0-1	.000	7-7	1.000	1	6	7	8.0	1	0	1	5	1	15	12.0	
UT ARLINGTON	11/18/16	*	30	2-5	.400	0-0	.000	1-2	.500	1	2	3	6.3	4	1	3	4	1	5	9.7	
at Minnesota	11/22/16	*	27	3-8	.375	0-0	.000	4-5	.800	2	8	10	7.3	5	0	2	3	1	10	9.8	
Totals			4	107	13-32	.406	0-1	.000	13-16	.813	7	22	29	7.3	14	4	6	19	4	39	9.8

Games played: 4
Minutes/game: 26.8
Points/game: 9.8
FG Pct: 40.6
3FG Pct: 0.0
FT Pct: 81.3

Rebounds/game: 7.3
Assists/game: 1.0
Turnovers/game: 1.5
Assist/turnover ratio: 0.7
Steals/game: 1.0
Blocks/game: 4.8

>> SEASON/CAREER HIGHS >>

POINTS

Season: 15 vs. Southern Illinois (11/14/16)
Career: 26 at Dayton (Dec. 30, 2015)

FIELD GOALS

Season: 4 (2x) last vs. Southern Illinois (11/14/16)
Career: 11 vs. North Florida (Dec. 22, 2015)

FIELD GOALS ATTEMPTED

Season: 10 vs. Southern Illinois (11/14/16)
Career: 17, 2x, last vs. Vanderbilt (Jan. 5, 2016)

3-POINT FIELD GOALS

Season: --
Career: 1 vs. South Alabama (Dec. 21, 2013)

3-POINT FG ATTEMPTS

Season: --
Career: 1, 2x, last vs. Auburn (Jan. 25, 2014)

FREE THROWS MADE

Season: 7 vs. Southern Illinois (11/14/16)
Career: 9 vs. LSU (Feb. 23, 2016)

FREE THROWS ATTEMPTS

Season: 7 vs. Southern Illinois (11/14/16)
Career: 14 vs. Auburn (Feb. 17, 2016)

REBOUNDS

Season: 10 at Minnesota (11/22/16)
Career: 14 (2x) last vs. Florida (March 10, 2016)

ASSISTS

Season: 3 vs. Fort Wayne (11/11/16)
Career: 4, 2x, last at Tennessee (Feb. 27, 2016)

STEALS

Season: 1 (4x) last at Minnesota (11/22/16)
Career: 4, 2x, last vs. Auburn (Feb. 17, 2016)

BLOCKS

Season: 7 vs. Fort Wayne (11/11/16)
Career: 8 vs. Tennessee Tech (Dec. 12, 2015)

MINUTES

Season: 30 vs. UT Arlington (11/18/16)
Career: 40 at Dayton (Dec. 30, 2015)

>> CAREER STATISTICS AT ARKANSAS >>

			Total		3-Point		F-Throws		Rebounds											Scoring	
Season	gp-gs	min/avg	fg-fga	pct	fg-fga	pct	ft-fa	pct	off	def	tot	avg	pf	fo	ast	to	blk	stl	pts	avg	
2013-14	32-0	368/11.5	43-81	.531	1-2	.500	41-63	.651	39	63	102	3.2	41	0	7	14	49	14	128	4.0	
2014-15	36-4	391/10.9	49-101	.485	0-0	.000	33-53	.623	45	45	90	2.5	56	0	11	23	38	15	131	3.6	
2015-16	32-31	945/29.5	183-334	.548	0-0	.000	142-223	.637	103	196	299	9.3	94	4	39	65	76	36	508	15.9	
2016-17	4-4	107/26.8	13-32	.406	0-1	.000	13-16	.813	7	22	29	7.3	14	1	4	6	19	4	39	9.8	
TOTAL	104-39	1811/17.4	288-548	.526	1-3	.333	229-355	.645	194	326	520	5.0	205	5	61	108	182	69	806	7.8	

Arkansas vs Fort Wayne

Nov. 11, 2016 at 7 p.m. at Fayetteville, Ark. (Bud Walton Arena)

Fort Wayne 83 • 0-1

#	Player	Total		3-Ptr		Rebounds			PF	TP	A	TO	Blk	Stl	Min
		FG-FGA	FG-FGA	FT-FTA	Off	Def	Tot								
02	Stewart, Deangelo	f	1-9	1-6	0-0	2	2	4	3	3	0	1	0	1	22
45	Calhoun, Brent	c	1-7	0-0	2-2	2	4	6	3	4	0	1	0	0	25
00	Evans, Mo	g	5-10	1-4	2-2	0	1	1	2	13	3	4	0	1	25
01	Scott, Bryson	g	2-10	2-7	7-14	2	4	6	4	13	3	5	0	1	27
55	Konchar, John	g	4-8	1-1	8-10	5	7	12	2	17	4	1	1	2	37
05	Charles Ruise Jr		0-4	0-3	0-1	1	0	1	1	0	0	0	0	0	12
13	Levitich, Jax		0-0	0-0	0-0	0	1	1	0	0	0	0	0	0	2
22	Taylor, Xzavier		5-8	0-0	2-5	3	0	3	4	12	0	0	0	0	15
32	Harrell, Kason		4-7	3-6	3-4	1	2	3	1	4	1	0	1	0	25
34	Talla, Racine		3-6	1-1	0-2	3	0	3	4	7	1	0	0	0	10
Team						2	3	5							
Totals			25-69	9-28	24-40	21	24	45	24	83	12	12	2	5	200

FG % 1st Half: 15-37 40.5% 2nd half: 10-32 31.3% Game: 25-69 36.2% Deadball Rebounds 8,3
 3FG % 1st Half: 6-18 33.3% 2nd half: 3-10 30.0% Game: 9-28 32.1%
 FT % 1st Half: 9-18 50.0% 2nd half: 15-22 68.2% Game: 24-40 60.0%

Arkansas 92 • 1-0

#	Player	Total		3-Ptr		Rebounds			PF	TP	A	TO	Blk	Stl	Min
		FG-FGA	FG-FGA	FT-FTA	Off	Def	Tot								
13	Thomas, Dustin	f	4-6	0-0	2-3	1	5	6	5	10	0	3	0	0	18
33	Kingsley, Moses	f	4-9	0-0	1-2	3	6	9	4	9	3	0	7	1	28
00	Barford, Jaylen	g	4-9	1-1	1-2	1	4	5	3	10	4	2	0	1	27
03	Hannahs, Dusty	g	7-17	1-6	8-10	1	0	1	1	23	2	1	0	1	30
04	Macon, Daryl	g	5-11	2-6	1-2	2	5	7	3	13	5	4	0	4	33
01	Thompson, Trey		2-2	0-0	1-2	0	4	4	3	5	1	0	2	0	13
02	Bailey, Adrio		0-0	0-0	0-0	0	1	1	1	0	0	1	0	0	3
05	Cook, Arlando		0-0	0-0	0-0	0	0	0	3	0	0	2	0	0	5
21	Watkins, Manuale		5-6	0-0	0-0	0	3	3	2	10	2	0	0	0	27
31	Beard, Anton		4-6	2-3	2-3	0	1	1	4	12	3	0	0	2	16
Team						2	0	2							
Totals			35-66	6-16	16-24	10	29	39	29	92	20	13	9	9	200

FG % 1st Half: 18-30 60.0% 2nd half: 17-36 47.2% Game: 35-66 53.0% Deadball Rebounds 2,2
 3FG % 1st Half: 5-8 62.5% 2nd half: 1-8 12.5% Game: 6-16 37.5%
 FT % 1st Half: 10-13 76.9% 2nd half: 6-11 54.5% Game: 16-24 66.7%

Officials: Mike Nance, Brian Shey, Rob Rorke
 Technical fouls: Fort Wayne-None. Arkansas-None.
 Attendance: 13787
 Estimated Actual Attendance: 7,504
 Fouled out: Arkansas #13, Thomas (1:35)

Score by periods	1st	2nd	Total
Fort Wayne	45	38	83
Arkansas	51	41	92

Last FG - FW 2nd-00:33, AR 2nd-01:00.
 Largest lead - FW by 6 1st-08:06, AR by 15 2nd-02:42.
 FW led for 07:16. AR led for 31:22. Game was tied for 00:52.

Score tied - 4 times.
 Lead changed - 4 times.

Arkansas vs UT Arlington

Nov. 18, 2016 at 7 p.m. at Fayetteville, Ark. (Bud Walton Arena)

UT Arlington 67 • 1-3

#	Player	Total		3-Ptr		Rebounds			PF	TP	A	TO	Blk	Stl	Min
		FG-FGA	FG-FGA	FT-FTA	Off	Def	Tot								
34	Pope, Faith	f	1-5	0-1	3-4	2	3	5	3	5	0	0	1	2	13
45	Bilbao, Jorge	f	1-4	0-0	2-2	6	3	9	3	4	0	2	0	0	28
01	Neal, Erick	g	5-10	2-5	3-4	1	2	3	2	15	3	4	0	2	29
04	Charles, Drew	g	4-6	3-5	0-0	0	1	1	1	11	2	2	0	0	26
10	Jones, Jalen	g	3-10	3-6	1-2	2	1	3	4	10	2	1	0	0	26
02	Bryant, DJ		1-2	0-1	0-0	0	0	0	2	2	2	1	0	1	11
03	Hawkins, Nathan		1-2	0-1	0-0	0	1	1	3	2	0	1	1	0	14
05	Wilson, Kaelon		3-8	2-5	0-0	0	2	2	1	8	2	3	1	1	22
13	Kiris, Erkam		0-0	0-0	0-0	0	1	1	0	0	0	0	0	0	2
20	Harris, Julian		1-3	0-0	0-0	1	1	2	1	2	0	0	0	0	6
22	Kabadyundi, Link		0-1	0-0	0-0	0	0	0	1	0	0	0	0	0	5
25	Hervy, Kevin		3-8	2-5	0-0	0	3	3	4	8	1	3	0	0	18
Team						2	2	4							
Totals			23-59	12-29	9-12	14	20	34	25	67	12	18	3	6	200

FG % 1st Half: 15-31 48.4% 2nd half: 8-28 28.6% Game: 23-59 39.0% Deadball Rebounds 2,1
 3FG % 1st Half: 8-15 53.3% 2nd half: 4-14 28.6% Game: 12-29 41.4%
 FT % 1st Half: 5-6 83.3% 2nd half: 4-6 66.7% Game: 9-12 75.0%

Arkansas 71 • 3-0

#	Player	Total		3-Ptr		Rebounds			PF	TP	A	TO	Blk	Stl	Min
		FG-FGA	FG-FGA	FT-FTA	Off	Def	Tot								
13	Thomas, Dustin	f	1-3	0-0	6-8	2	4	6	4	8	2	1	1	2	28
33	Kingsley, Moses	c	2-5	0-0	1-2	1	2	3	4	5	1	3	4	1	30
00	Barford, Jaylen	g	6-12	1-2	4-6	3	3	6	1	17	2	6	0	3	31
03	Hannahs, Dusty	g	2-10	2-7	5-6	1	0	1	1	11	2	0	0	1	27
04	Macon, Daryl	g	2-6	0-3	3-4	0	2	2	4	7	0	1	0	2	26
01	Thompson, Trey		1-2	0-0	1-1	3	1	4	2	3	0	2	0	0	7
05	Cook, Arlando		0-2	0-0	1-2	1	0	1	0	1	0	1	1	1	13
21	Watkins, Manuale		3-5	0-0	1-1	1	2	3	0	7	1	0	0	1	20
31	Beard, Anton		4-8	2-3	2-2	1	5	6	2	12	2	0	0	0	18
Team						1	2	3							
Totals			21-53	5-15	24-32	14	21	35	18	71	10	14	6	11	200

FG % 1st Half: 9-29 31.0% 2nd half: 12-24 50.0% Game: 21-53 39.6% Deadball Rebounds 5,2
 3FG % 1st Half: 2-9 22.2% 2nd half: 3-6 50.0% Game: 5-15 33.3%
 FT % 1st Half: 12-15 80.0% 2nd half: 12-17 70.6% Game: 24-32 75.0%

Officials: Olandis Poole, Rusty Phillips, Garrick Shannon
 Technical fouls: UT Arlington-None. Arkansas-None.
 Attendance: 13587
 Estimated Actual Attendance: 6623

Score by periods	1st	2nd	Total
UT Arlington	43	24	67
Arkansas	32	39	71

Last FG - UTA 2nd-00:41, AR 2nd-00:58.
 Largest lead - UTA by 17 1st-12:37, AR by 7 2nd-10:36.
 UTA led for 26:34. AR led for 11:37. Game was tied for 01:49.

Score tied - 3 times.
 Lead changed - 1 time.

Arkansas vs Southern Illinois

Nov. 14, 2016 at 7 p.m. at Fayetteville, Ark. (Bud Walton Arena)

Southern Illinois 65 • 0-2

#	Player	Total		3-Ptr		Rebounds			PF	TP	A	TO	Blk	Stl	Min
		FG-FGA	FG-FGA	FT-FTA	Off	Def	Tot								
33	O'Brien, Sean	f	3-8	0-1	0-0	0	2	2	4	6	0	4	0	0	21
40	Boi, Thik	f	3-9	0-0	3-4	4	8	12	1	9	1	2	1	1	28
01	Rodriguez, Mike	g	0-7	0-2	4-6	1	1	2	1	4	4	1	0	1	25
05	Vincent, Leo	g	3-8	2-5	2-2	0	4	4	3	10	1	1	0	0	31
22	Fletcher, Armon	g	5-7	3-4	0-0	2	3	5	3	13	1	3	0	3	32
00	Wiley, Jonathan		1-4	0-1	0-0	0	2	2	1	2	0	3	0	0	9
10	Cook, Aaron		1-2	0-1	4-4	0	0	0	0	6	3	1	0	2	18
13	Lloyd, Sean		4-9	1-3	1-2	0	1	1	2	10	0	0	0	1	15
15	Weihert, Austin		1-2	0-1	1-2	0	0	0	1	3	0	2	0	0	11
24	Stradnieks, Rudy		1-4	0-0	0-0	3	0	3	0	2	0	0	0	1	10
Team						2	1	3							
Totals			22-60	6-18	15-20	12	22	34	16	65	10	17	1	9	200

FG % 1st Half: 8-33 24.2% 2nd half: 14-27 51.9% Game: 22-60 36.7% Deadball Rebounds 3
 3FG % 1st Half: 3-10 30.0% 2nd half: 3-8 37.5% Game: 6-18 33.3%
 FT % 1st Half: 6-8 75.0% 2nd half: 9-12 75.0% Game: 15-20 75.0%


















Arkansas 90 • 2-0

#	Player		Total		3-Ptr	Rebounds					PF	TP	A	TO	Blk	Stl	Min
			FG-FGA	FG-FGA	FT-FTA	Off	Def	Tot									
13	Thomas, Dustin	f	1-3	0-0	0-0	1	0	1	1	2	4	0	0	1	18		
33	Kingsley, Moses	f	4-10	0-1	7-7	1	6	7	1	15	0	1	5	1	22		
00	Barford, Jaylen	g	4-7	1-2	0-2	0	2	2	2	9	2	2	0	0	22		
03	Hannahs, Dusty	g	5-7	5-6	4-4	1	4	5	2	19	1	1	0	0	20		
04	Macon, Daryl	g	4-6	4-6	0-0	0	2	2	2	12	5	0	1	1	20		
01	Thompson, Trey		1-3	0-0	2-2	1	3	4	3	4	1	1	0	1	15		
02	Bailey, Adrio		0-1	0-0	0-2	1	0	1	1	0	0	3	0	0	7		
05	Cook, Arlando		4-8	0-0	1-1	0	2	2	0	9	0	1	1	1	13		
12	Hazen, Brachen		0-0	0-0	0-0	1	1	2	3	0	0	4	0	0	8		
21	Watkins, Manuale		2-5	0-0	0-0	2	1	3	2	4	0	0	0	1	21		
23	Jones, CJ		3-5	2-4	3-3	0	2	2	2	11	0	0	0	0	17		
31	Beard, Anton		2-6	1-4	0-0	1	0	1	1	5	6	1	0	1	17		

#	Player	gp-gs	min	avg	Total		3-Point		F-Throw		Rebounds				pf	dq	a	to	blk	stl	pts	avg
					fg-fga	fg%	3fg-fga	3fg%	ft-fa	ft%	off	def	tot	avg								
03	Hannahs, Dusty	4-4	106	26.5	21-46	.457	9-21	.429	22-25	.880	4	5	9	2.3	5	0	5	5	0	2	73	18.3
00	Barford, Jaylen	4-4	105	26.3	19-37	.514	3-6	.500	7-12	.583	5	10	15	3.8	9	0	10	12	0	5	48	12.0
04	Macon, Daryl	4-4	105	26.3	15-34	.441	6-19	.316	8-10	.800	3	13	16	4.0	10	0	11	10	1	9	44	11.0
33	Kingsley, Moses	4-4	107	26.8	13-32	.406	0-1	.000	13-16	.813	7	22	29	7.3	14	1	4	6	19	4	39	9.8
31	Beard, Anton	4-0	71	17.8	12-26	.462	5-11	.455	4-5	.800	7	6	13	3.3	8	0	13	2	0	3	33	8.3
21	Watkins, Manuale	4-0	90	22.5	12-22	.545	0-0	.000	1-1	1.000	5	8	13	3.3	7	0	8	1	0	5	25	6.3
13	Thomas, Dustin	4-4	76	19.0	7-17	.412	0-0	.000	11-15	.733	5	10	15	3.8	14	1	6	5	1	3	25	6.3
23	Jones, CJ	2-0	21	10.5	3-5	.600	2-4	.500	3-3	1.000	0	2	2	1.0	3	0	0	1	0	0	11	5.5
05	Cook, Arlando	4-0	45	11.3	6-13	.462	0-0	.000	2-3	.667	1	2	3	0.8	7	0	0	7	3	3	14	3.5
01	Thompson, Trey	4-0	48	12.0	4-7	.571	0-0	.000	4-5	.800	4	11	15	3.8	9	0	4	4	2	1	12	3.0
02	Bailey, Adrio	3-0	15	5.0	0-2	.000	0-0	.000	0-2	.000	1	2	3	1.0	2	0	0	4	0	0	0	0.0
12	Hazen, Brachen	2-0	11	5.5	0-0	.000	0-0	.000	0-0	.000	1	1	2	1.0	3	0	0	4	0	0	0	0.0
Team											8	7	15				1					
Total.....		4	800		112-241	.465	25-62	.403	75-97	.773	51	99	150	37.5	91	2	61	62	26	35	324	81.0
Opponents.....		4	800		99-244	.406	36-90	.400	66-97	.680	57	86	143	35.8	84	-	51	61	14	27	300	75.0

TEAM STATISTICS	AR	OPP	Date	Opponent	Score	Att.
SCORING	324	300	11/11/16	FORT WAYNE	w 92-83	13787
Points per game	81.0	75.0	11/14/16	SOUTHERN ILLINOIS	w 90-65	13308
Scoring margin	+6.0	-	11/18/16	UT ARLINGTON	w 71-67	13587
FIELD GOALS-ATT	112-241	99-244	11/22/16	at Minnesota	L 71-85	8997
Field goal pct	.465	.406	* - Conference game			
3 POINT FG-ATT	25-62	36-90				
3-point FG pct	.403	.400				
3-pt FG made per game	6.3	9.0				
FREE THROWS-ATT	75-97	66-97				
Free throw pct	.773	.680				
F-Throws made per game	18.8	16.5				
REBOUNDS	150	143				
Rebounds per game	37.5	35.8				
Rebounding margin	+1.8	-				
ASSISTS	61	51				
Assists per game	15.3	12.8				
TURNOVERS	62	61				
Turnovers per game	15.5	15.3				
Turnover margin	-0.2	-				
Assist/turnover ratio	1.0	0.8				
STEALS	35	27				
Steals per game	8.8	6.8				
BLOCKS	26	14				
Blocks per game	6.5	3.5				
ATTENDANCE	40682	8997				
Home games-Avg/Game	3-13561	1-8997				
Neutral site-Avg/Game	-	0-0				

Score by Periods	1st	2nd	Totals
Arkansas	164	160	324
Opponents	155	145	300

0		JAYLEN BARFORD ■ JR ■ G ■ 6-3 ■ 202 Jackson, Tenn. ■ Motlow State CC	<table><tr><th>YEAR</th><th>GP/GS</th><th>PPG</th><th>APG</th><th>RPG</th><th>SPG</th><th>FG%</th><th>FT%</th></tr><tr><td>2016-17</td><td>4/4</td><td>12.0</td><td>2.5</td><td>3.8</td><td>1.3</td><td>.514</td><td>.583</td></tr><tr><td>Career</td><td>4/4</td><td>12.0</td><td>2.5</td><td>3.8</td><td>1.3</td><td>.514</td><td>.583</td></tr></table>	YEAR	GP/GS	PPG	APG	RPG	SPG	FG%	FT%	2016-17	4/4	12.0	2.5	3.8	1.3	.514	.583	Career	4/4	12.0	2.5	3.8	1.3	.514	.583	PLAYER NOTABLES: <ul style="list-style-type: none">Ranked as the No. 1 JUCO transfer in the 2016 class.Scored 20+ pts in 26 out of 32 games last season.Led the nation last year in scoring at 26.2 ppg and paced the country in FGM (310-527) and total points (837).	CAREER HIGHS PTS: 17 - UT Arlington (11/18/16) AST: 4 - Fort Wayne (11/11/16) REB: 6 - UT Arlington (11/18/16) STL: 3 - UT Arlington (11/18/16)
YEAR	GP/GS	PPG	APG	RPG	SPG	FG%	FT%																						
2016-17	4/4	12.0	2.5	3.8	1.3	.514	.583																						
Career	4/4	12.0	2.5	3.8	1.3	.514	.583																						
1		TREY THOMPSON ■ JR ■ F ■ 6-9 ■ 265 Madison, Ark. ■ Forrest City HS	<table><tr><th>YEAR</th><th>GP/GS</th><th>PPG</th><th>RPG</th><th>BPG</th><th>APG</th><th>FG%</th><th>FT%</th></tr><tr><td>2016-17</td><td>4/0</td><td>3.0</td><td>3.8</td><td>0.5</td><td>1.0</td><td>.571</td><td>.800</td></tr><tr><td>Career</td><td>47/1</td><td>2.3</td><td>3.1</td><td>0.6</td><td>0.9</td><td>.575</td><td>.590</td></tr></table>	YEAR	GP/GS	PPG	RPG	BPG	APG	FG%	FT%	2016-17	4/0	3.0	3.8	0.5	1.0	.571	.800	Career	47/1	2.3	3.1	0.6	0.9	.575	.590	PLAYER NOTABLES: <ul style="list-style-type: none">Averaged 3.1 pts and 4.3 reb. per game last season.First collegiate start came against Akron (11/18/15).Went a perfect 6-6 from the field, scoring a career-high 13 points against LSU (2/23/16).	CAREER HIGHS PTS: 13 - LSU (2/23/16) REB: 9 - Texas Tech (1/30/16) BLK: 4 - Texas Tech (1/30/16) AST: 5 - North Florida (12/22/15)
YEAR	GP/GS	PPG	RPG	BPG	APG	FG%	FT%																						
2016-17	4/0	3.0	3.8	0.5	1.0	.571	.800																						
Career	47/1	2.3	3.1	0.6	0.9	.575	.590																						
2		ADRIO BAILEY ■ FR ■ F ■ 6-6 ■ 204 Campti, La. ■ Lakeview HS	<table><tr><th>YEAR</th><th>GP/GS</th><th>PPG</th><th>RPG</th><th>BPG</th><th>APG</th><th>FG%</th><th>FT%</th></tr><tr><td>2016-17</td><td>3/0</td><td>--</td><td>1.0</td><td>--</td><td>--</td><td>.000</td><td>.000</td></tr><tr><td>Career</td><td>3/0</td><td>--</td><td>1.0</td><td>--</td><td>--</td><td>.000</td><td>.000</td></tr></table>	YEAR	GP/GS	PPG	RPG	BPG	APG	FG%	FT%	2016-17	3/0	--	1.0	--	--	.000	.000	Career	3/0	--	1.0	--	--	.000	.000	PLAYER NOTABLES: <ul style="list-style-type: none">Ranked as the No. 11 player in the state of Louisiana.No. 50 small forward in 2016 class by Rivals.com.Averaged 19.5 points, 12.7 rebounds and 3.9 blocks per game as a senior.	CAREER HIGHS PTS: -- REB: 1 - (3x) last at Minnesota (11/22/16) BLK: -- AST: --
YEAR	GP/GS	PPG	RPG	BPG	APG	FG%	FT%																						
2016-17	3/0	--	1.0	--	--	.000	.000																						
Career	3/0	--	1.0	--	--	.000	.000																						
3		DUSTY HANNAHS ■ SR ■ G ■ 6-3 ■ 210 Little Rock, Ark. ■ Texas Tech University	<table><tr><th>YEAR</th><th>GP/GS</th><th>PPG</th><th>APG</th><th>SPG</th><th>FG%</th><th>3FG%</th><th>FT%</th></tr><tr><td>2016-17</td><td>4/4</td><td>18.3</td><td>0.8</td><td>0.5</td><td>.457</td><td>.429</td><td>.880</td></tr><tr><td>Career</td><td>99/50</td><td>10.7</td><td>0.9</td><td>0.5</td><td>.424</td><td>.400</td><td>.877</td></tr></table>	YEAR	GP/GS	PPG	APG	SPG	FG%	3FG%	FT%	2016-17	4/4	18.3	0.8	0.5	.457	.429	.880	Career	99/50	10.7	0.9	0.5	.424	.400	.877	PLAYER NOTABLES: <ul style="list-style-type: none">Has 106 points in his last five games. (21.2 ppg)Is 38-of-42 (.905) from free throw line over last 7 games.Has scored 10+ points in 12 straight contests, dating back to last season.	CAREER HIGHS PTS: 33 - Florida (3/10/16) AST: 6 - at West Virginia (1/22/14) STL: 3 - (2x) last vs. Miss. St. (1/9/16) 3FGM: 8 - Miss. St. (1/9/16)
YEAR	GP/GS	PPG	APG	SPG	FG%	3FG%	FT%																						
2016-17	4/4	18.3	0.8	0.5	.457	.429	.880																						
Career	99/50	10.7	0.9	0.5	.424	.400	.877																						
4		DARYL MACON ■ JR ■ G ■ 6-3 ■ 185 Little Rock, Ark. ■ Holmes CC	<table><tr><th>YEAR</th><th>GP/GS</th><th>PPG</th><th>APG</th><th>SPG</th><th>FG%</th><th>3FG%</th><th>FT%</th></tr><tr><td>2016-17</td><td>4/4</td><td>11.0</td><td>2.8</td><td>2.3</td><td>.441</td><td>.316</td><td>.800</td></tr><tr><td>Career</td><td>4/4</td><td>11.0</td><td>2.8</td><td>2.3</td><td>.441</td><td>.316</td><td>.800</td></tr></table>	YEAR	GP/GS	PPG	APG	SPG	FG%	3FG%	FT%	2016-17	4/4	11.0	2.8	2.3	.441	.316	.800	Career	4/4	11.0	2.8	2.3	.441	.316	.800	PLAYER NOTABLES: <ul style="list-style-type: none">Leads the SEC at 2.3 steals per game.Has scored 12+ points in three of four games this season.Ranked as the No. 3 JUCO transfer in the 2016 class.	CAREER HIGHS PTS: 13 - Fort Wayne (11/11/16) AST: 5 - (2x) last vs. Southern Illinois (11/14/16) STL: 4 - Fort Wayne (11/11/16) 3FGM: 4 - Southern Illinois (11/14/16)
YEAR	GP/GS	PPG	APG	SPG	FG%	3FG%	FT%																						
2016-17	4/4	11.0	2.8	2.3	.441	.316	.800																						
Career	4/4	11.0	2.8	2.3	.441	.316	.800																						
5		ARLANDO COOK ■ JR ■ F ■ 6-8 ■ 215 St. Louis, Mo. ■ Connors State College	<table><tr><th>YEAR</th><th>GP/GS</th><th>PPG</th><th>RPG</th><th>BPG</th><th>APG</th><th>FG%</th><th>FT%</th></tr><tr><td>2016-17</td><td>4/0</td><td>3.5</td><td>0.8</td><td>1.0</td><td>--</td><td>.462</td><td>.667</td></tr><tr><td>Career</td><td>4/0</td><td>3.5</td><td>0.8</td><td>1.0</td><td>--</td><td>.462</td><td>.667</td></tr></table>	YEAR	GP/GS	PPG	RPG	BPG	APG	FG%	FT%	2016-17	4/0	3.5	0.8	1.0	--	.462	.667	Career	4/0	3.5	0.8	1.0	--	.462	.667	PLAYER NOTABLES: <ul style="list-style-type: none">Ranked as the No. 6 JUCO transfer in the 2016 class.Averaged 16.0 pts and 10.1 rebs per game last season.Totalled 15 double-doubles, eight 20-point games and 16 10+ rebound performances last season.	CAREER HIGHS PTS: 9 - Southern Illinois (11/14/16) REB: 2 - Southern Illinois (11/14/16) BLK: 1 - (3x) last at Minnesota (11/22/16) AST: --
YEAR	GP/GS	PPG	RPG	BPG	APG	FG%	FT%																						
2016-17	4/0	3.5	0.8	1.0	--	.462	.667																						
Career	4/0	3.5	0.8	1.0	--	.462	.667																						
12		BRACHEN HAZEN ■ FR ■ F ■ 6-8 ■ 195 Fort Wayne, Ind. ■ Columbia City HS	<table><tr><th>YEAR</th><th>GP/GS</th><th>PPG</th><th>APG</th><th>RPG</th><th>FG%</th><th>3FG%</th><th>FT%</th></tr><tr><td>2016-17</td><td>2/0</td><td>--</td><td>--</td><td>1.0</td><td>--</td><td>--</td><td>--</td></tr><tr><td>Career</td><td>2/0</td><td>--</td><td>--</td><td>1.0</td><td>--</td><td>--</td><td>--</td></tr></table>	YEAR	GP/GS	PPG	APG	RPG	FG%	3FG%	FT%	2016-17	2/0	--	--	1.0	--	--	--	Career	2/0	--	--	1.0	--	--	--	PLAYER NOTABLES: <ul style="list-style-type: none">Ranked as the No. 7 player in the state of Indiana.No. 50 small forward in 2016 class by 247Sports.Averaged 16.1 pts, 9.3 rebs, 2.6 asts, 1.4 stls and 1.8 blks per game as a senior.	CAREER HIGHS PTS: -- AST: -- REB: 2 - Southern Illinois (11/14/16) 3FGM: --
YEAR	GP/GS	PPG	APG	RPG	FG%	3FG%	FT%																						
2016-17	2/0	--	--	1.0	--	--	--																						
Career	2/0	--	--	1.0	--	--	--																						
13		DUSTIN THOMAS ■ R-JR ■ F ■ 6-8 ■ 225 Texarkana, Texas ■ University of Colorado	<table><tr><th>YEAR</th><th>GP/GS</th><th>PPG</th><th>RPG</th><th>BPG</th><th>SPG</th><th>FG%</th><th>FT%</th></tr><tr><td>2016-17</td><td>4/4</td><td>6.3</td><td>3.8</td><td>0.2</td><td>0.8</td><td>.412</td><td>.733</td></tr><tr><td>Career</td><td>71/21</td><td>4.1</td><td>2.5</td><td>0.2</td><td>0.3</td><td>.429</td><td>.628</td></tr></table>	YEAR	GP/GS	PPG	RPG	BPG	SPG	FG%	FT%	2016-17	4/4	6.3	3.8	0.2	0.8	.412	.733	Career	71/21	4.1	2.5	0.2	0.3	.429	.628	PLAYER NOTABLES: <ul style="list-style-type: none">Sat out last season after transferring from Colorado.Averaged 4.0 ppg and 2.5 rpg at Colorado.Recorded 10 points and six rebounds in his first start as a Razorback.	CAREER HIGHS PTS: 17 - USC (1/4/15) REB: 7 - Drexel (11/14/14) BLK: 2 - (2x) last vs. California (2/12/15) STL: 3 - USC (1/4/15)
YEAR	GP/GS	PPG	RPG	BPG	SPG	FG%	FT%																						
2016-17	4/4	6.3	3.8	0.2	0.8	.412	.733																						
Career	71/21	4.1	2.5	0.2	0.3	.429	.628																						
21		MANUALE WATKINS ■ SR ■ G ■ 6-3 ■ 222 Fayetteville, Ark. ■ Fayetteville HS	<table><tr><th>YEAR</th><th>GP/GS</th><th>PPG</th><th>APG</th><th>RPG</th><th>SPG</th><th>FG%</th><th>FT%</th></tr><tr><td>2016-17</td><td>4/0</td><td>6.3</td><td>2.0</td><td>3.3</td><td>1.3</td><td>.545</td><td>1.000</td></tr><tr><td>Career</td><td>80/9</td><td>3.6</td><td>1.4</td><td>2.3</td><td>0.9</td><td>.508</td><td>.603</td></tr></table>	YEAR	GP/GS	PPG	APG	RPG	SPG	FG%	FT%	2016-17	4/0	6.3	2.0	3.3	1.3	.545	1.000	Career	80/9	3.6	1.4	2.3	0.9	.508	.603	PLAYER NOTABLES: <ul style="list-style-type: none">Averaged 5.1 ppg and 3.0 rpg last season as a junior.After having six double-digit scoring efforts in his first 76 games, he opened the 2016-17 campaign with a 10-point effort against Fort Wayne.	CAREER HIGHS PTS: 14 - (2x) last at Wake Forest (12/4/15) AST: 5 - (2x) last vs. Northwestern St. (12/1/15) REB: 9 - Northwestern St. (12/1/15) STL: 5 - Wake Forest (11/19/14)
YEAR	GP/GS	PPG	APG	RPG	SPG	FG%	FT%																						
2016-17	4/0	6.3	2.0	3.3	1.3	.545	1.000																						
Career	80/9	3.6	1.4	2.3	0.9	.508	.603																						
23		C.J. JONES ■ FR ■ G ■ 6-5 ■ 175 Birmingham, Ala. ■ Central Park Christian	<table><tr><th>YEAR</th><th>GP/GS</th><th>PPG</th><th>APG</th><th>SPG</th><th>FG%</th><th>3FG%</th><th>FT%</th></tr><tr><td>2016-17</td><td>2/0</td><td>5.5</td><td>--</td><td>--</td><td>.600</td><td>.500</td><td>1.000</td></tr><tr><td>Career</td><td>2/0</td><td>5.5</td><td>--</td><td>--</td><td>.600</td><td>.500</td><td>1.000</td></tr></table>	YEAR	GP/GS	PPG	APG	SPG	FG%	3FG%	FT%	2016-17	2/0	5.5	--	--	.600	.500	1.000	Career	2/0	5.5	--	--	.600	.500	1.000	PLAYER NOTABLES: <ul style="list-style-type: none">Ranked as the No. 6 player in the state of Alabama.Averaged 28 ppg, 6 rpg, 4 apg and 3 spg as a senior.Scored 11 points off the bench in his first game as a Razorback against Southern Illinois.	CAREER HIGHS PTS: 11 - Southern Illinois (11/14/16) AST: -- STL: -- 3FGM: 2 - Southern Illinois (11/14/16)
YEAR	GP/GS	PPG	APG	SPG	FG%	3FG%	FT%																						
2016-17	2/0	5.5	--	--	.600	.500	1.000																						
Career	2/0	5.5	--	--	.600	.500	1.000																						
31		ANTON BEARD ■ JR ■ G ■ 6-0 ■ 198 North Little Rock, Ark. ■ North Little Rock HS	<table><tr><th>YEAR</th><th>GP/GS</th><th>PPG</th><th>APG</th><th>SPG</th><th>FG%</th><th>3FG%</th><th>FT%</th></tr><tr><td>2016-17</td><td>4/0</td><td>8.3</td><td>3.3</td><td>1.0</td><td>.462</td><td>.455</td><td>.800</td></tr><tr><td>Career</td><td>62/17</td><td>6.3</td><td>1.7</td><td>1.0</td><td>.373</td><td>.333</td><td>.647</td></tr></table>	YEAR	GP/GS	PPG	APG	SPG	FG%	3FG%	FT%	2016-17	4/0	8.3	3.3	1.0	.462	.455	.800	Career	62/17	6.3	1.7	1.0	.373	.333	.647	PLAYER NOTABLES: <ul style="list-style-type: none">Is second in the SEC with a 6.5 assist/turnover ratio.5 of his 7 double-digit efforts last year came in SEC play.Scored 12 second-half points against UT Arlington to help erase an 11-point halftime deficit.	CAREER HIGHS PTS: 18 - at Georgia (1/23/16) AST: 6 - Southern Illinois (11/14/16) STL: 5 - Milwaukee (12/22/14) 3FGM: 4 - at Ole Miss (2/14/15)
YEAR	GP/GS	PPG	APG	SPG	FG%	3FG%	FT%																						
2016-17	4/0	8.3	3.3	1.0	.462	.455	.800																						
Career	62/17	6.3	1.7	1.0	.373	.333	.647																						
33		MOSES KINGSLEY ■ SR ■ F ■ 6-10 ■ 230 Abuja, Nigeria ■ Huntington Prep (W.Va.)	<table><tr><th>YEAR</th><th>GP/GS</th><th>PPG</th><th>RPG</th><th>BPG</th><th>SPG</th><th>FG%</th><th>FT%</th></tr><tr><td>2016-17</td><td>4/4</td><td>9.8</td><td>7.3</td><td>4.8</td><td>1.0</td><td>.406</td><td>.813</td></tr><tr><td>Career</td><td>104/39</td><td>7.8</td><td>5.0</td><td>1.8</td><td>0.7</td><td>.526</td><td>.645</td></tr></table>	YEAR	GP/GS	PPG	RPG	BPG	SPG	FG%	FT%	2016-17	4/4	9.8	7.3	4.8	1.0	.406	.813	Career	104/39	7.8	5.0	1.8	0.7	.526	.645	PLAYER NOTABLES: <ul style="list-style-type: none">Is the SEC's active leader in double-doubles with 18.Is second in the country with 4.8 blocks per game.Named to the Wooden Award Watch List.	CAREER HIGHS PTS: 26 - at Dayton (12/30/15) REB: 14 - Mercer (12/19/15) BLK: 8 - Tennessee Tech (12/12/15) STL: 4 - Auburn (2/17/16)
YEAR	GP/GS	PPG	RPG	BPG	SPG	FG%	FT%																						
2016-17	4/4	9.8	7.3	4.8	1.0	.406	.813																						
Career	104/39	7.8	5.0	1.8	0.7	.526	.645																						
HC		 1980-82 - Student-Athlete	 1982-85 - Volunteer Assistant	 1985-89 - Volunteer Assistant 1989-00 - Assistant Coach 2000-02 - Assistant Head Coach	 2002-06 - Head Coach 89-41 (.680)	 2006-11 - Head Coach 111-57 (.660)	 2011-Present - Head Coach 105-65 (.618)																						